

Merton Council

Overview and Scrutiny Commission

25 January 2023

Supplementary agenda

- | | | |
|---|---|-----------|
| 4 | Budget and Business Plan | 1 - 148 |
| | Members are requested to bring the Member's Information Pack with them to the meeting | |
| 5 | Scrutiny of the Business Plan; comments and recommendations from the overview and scrutiny panels | 149 - 158 |

This page is intentionally left blank

CABINET

16 January 2023

Agenda item:

Business Plan Update 2023-2027

Lead officer: Roger Kershaw

Lead member: Councillor Billy Christie

Key Decision Reference Number: This report is written and any decisions taken are within the Budget and Policy Framework Procedure Rules as laid out in Part 4-C of the Constitution.

Contact officer: Roger Kershaw

Urgent report:

Reason for urgency: The chairman has approved the submission of this report as a matter of urgency as it provides the latest available information on the Business Plan and Budget 2023/24 and requires consideration of issues relating to the Budget process and Medium Term Financial Strategy 2023-2027. It is important that this consideration is not delayed in order that the Council can work towards a balanced budget at its meeting on 1 March 2023 and set a Council Tax as appropriate for 2023/24.

Recommendations:

1. That Cabinet considers and agrees the additional new savings proposals for 2023/24 to 2025/26 (Appendix 2) and refers them to the Overview and Scrutiny Commission on 25 January 2023 for consideration and comment.
 2. That Cabinet considers and agrees that the draft unachievable saving proposal of £50k (2020-21 CS11) is removed from the MTFS and referred to the Overview and Scrutiny Commission on 25 January 2023 for consideration and comment.
 3. That Cabinet agrees the latest amendments to the draft Capital Programme 2023-2026 and refers them to the Overview and Scrutiny Commission on 25 January 2023 for consideration and comment.
 4. That Cabinet notes the details contained in the Provisional Local Government Finance Settlement 2023/24 and the implications for Merton's MTFS as summarised in Appendix 1.
 5. That Cabinet considers and approves the Council's draft Capital Strategy and Treasury Management Strategy for 2023/24
-

1. PURPOSE OF REPORT AND EXECUTIVE SUMMARY

- 1.1 This report provides an update to Cabinet on the Business Planning process for 2023-27 and in particular on the progress made so far towards setting a balanced revenue budget for 2023/24 and over the Medium Term Financial Strategy 2023-27 period as a whole.
- 1.2 An update on the latest information with respect to the Local Government Finance Settlement is provided. This is a major element in identifying the key constraints (e.g. level of funding and Council Tax referendum principles) within which the Council will have to operate, in order to be able to set a balanced budget.
- 1.3 The report also provides an update on the capital programme for 2023-27 and a draft Capital Strategy and Treasury Management Strategy 2023/24.
- 1.4 In addition, Members are asked to consider and agree current savings proposals which are regarded as no longer achievable or need to be deferred and some additional new savings proposals that have been identified since Cabinet in December 2022.

2. DETAILS

Brief recap

- 2.1 A review of assumptions in the MTFS was undertaken and reported to Cabinet on 10 October 2022. Savings targets were set and Cabinet on 5 December 2022 agreed some new growth proposals, some new savings proposals and a draft Capital Programme 2023-2027 and referred them to the Overview and Scrutiny panels and Commission in January 2023 for consideration and comment. The December Cabinet also noted the details set out in the Government's Autumn Statement 2022.
- 2.3 Taking into account the information contained in the Business Plan reports to Cabinet in October 2022, and December 2022, the overall position of the MTFS reported to Cabinet on 5 December 2022 was as follows:-

(Cumulative Budget Gap)	2023/24 £000	2024/25 £000	2025/26 £000	2026/27 £000
MTFS Gap (Cabinet December 2022)	4,342	13,425	18,520	20,899

- 2.4.1 At its meeting on 5 December 2022, Cabinet resolved:-

1. That Cabinet considers and agrees the draft growth proposals (Appendix 4) put forward by officers and refers them to the Overview and Scrutiny panels and Commission in January 2023 for consideration and comment.
2. That Cabinet considers and agrees the new savings proposals for 2023/24 to 2026/27 (Appendix 5) and refers them to the Overview and Scrutiny panels and Commission in January 2023 for consideration and comment.

3. That Cabinet considers and agrees the new capital proposals for 2023/24 to 2026/27 and the draft Capital Programme 2023-2027 (Appendix 7) and refers them to the Overview and Scrutiny panels and Commission in January 2023 for consideration and comment.
4. That Cabinet agrees the proposed Council Tax Base for 2023/24 set out in paragraph 2.7 and Appendix 1.
5. That Cabinet note that Equalities Impact Assessments for each saving, where applicable, will be included in the Member's Information Pack for consideration in future meetings

2.5 Review of Assumptions

Since Cabinet in December, work has been continuing to review assumptions and analyse information which has been received since then, particularly the Provisional Local Government Finance Settlement which was announced on 19 December 2022.

2.5.1 Pay

2022-23: As reported to Cabinet in December 2022, the 2022/23 the pay award has now been agreed at c.6% but provision of 2% was included In the MTFS for 2022-26.

As reported to Cabinet in October 2022, each 1% of pay costs c. £0.990m and the following ongoing provision of a c. 6% pay award in 2022/23 has been included in the MTFS 2023-27:-

	2023/24 £000	2024/25 £000	2025/26 £000	2026/27 £000
Additional Impact of a 6% pay award	3,960	4,039	4,120	4,202

2023/24 and future years:

The provision for future pay awards currently included in the MTFS 2023-27 as reported to Cabinet in October 2022 is :-

(Cumulative £000)	2023/24	2024/25	2025/26	2026/27
Pay inflation (%)	3.0%	2.0%	2.0%	2.0%
MTFS 2023-27 (Latest)	2,974	4,957	6,940	8,923

It is recognised that the inflation rate is currently much more than 3% so if the 2023/24 award exceeds 3%, each 1% will cost c.£0.990m.

Further details on the pay negotiations for 2023/24 and beyond, and the impact on the MTFS will be reported when they are known. This will include any information about

Government assumptions about local government pay announced in the provisional Local Government Finance Settlement.

London Living Wage

The MTFS includes provision for the increased cost of contracts arising from the contractors adoption of the London Living Wage. :-

(Cumulative)	2022/23 £000	2023/24 £000	2024/25 £000	2025/26 £000
Additional cost of LLW on major contracts based on contract renewal date	521	711	2,382	2,382

This will be reviewed and updated in future Business Plan future reports.

2.5.2 Prices

The draft MTFS 2023-27 reported to Cabinet in October 2022 included the following percentage increases and no changes are proposed at the current time:-

(Cumulative)	2023/24	2024/25	2025/26	2026/27
Price inflation (%)	3%	2%	1.5%	1.5%
Revised Estimate (cumulative £000)	4,564	7,607	9,889	12,172

The Consumer Prices Index (CPI) rose by 10.7% in the 12 months to November 2022, down from 11.1% in October. CPI rose by 0.4% in November 2022, compared with a rise of 0.7% in November 2021. The largest downward contribution to the change in both the CPIH and CPI annual inflation rates between October and November 2022 came from transport, particularly motor fuels, with rising prices in restaurants, cafes and pubs making the largest, partially offsetting, upward contribution. The Consumer Prices Index including owner occupiers' housing costs (CPIH) rose by 9.3% in the 12 months to November 2022, down from 9.6% in October. The largest upward contributions to the annual CPIH inflation rate in October 2022 came from housing and household services (principally from electricity, gas, and other fuels), and food and non-alcoholic beverages.

The RPI rate for November 2022 was 14.0%, down from 14.2% in October 2022.

The latest inflation and unemployment forecasts for the UK economy, based on a summary of independent forecasts are set out in the following table:-

Table: Forecasts for the UK Economy

Source: HM Treasury - Forecasts for the UK Economy (November 2022)			
	Lowest %	Highest %	Average %
2022 (Quarter 4)			
CPI	9.6	14.0	10.5
RPI	11.3	14.5	12.9
LFS Unemployment Rate	3.4	4.2	3.8
2023 (Quarter 4)			
CPI	2.2	7.4	5.0
RPI	2.6	11.0	6.7
LFS Unemployment Rate	3.2	5.4	4.4

Note the wide range between highest and lowest forecasts which reflects the volatility and uncertainty arising from volatile fuel and utility costs impacting on the cost of living and the difficulty of forecasting how the situation will evolve. Clearly where the level of inflation during the year exceeds the amount provided for in the budget, this will put pressure on services to stay within budget and will require effective monitoring and control.

Independent medium-term projections for the calendar years 2022 to 2026 are summarised in the following table:-

Source: HM Treasury - Forecasts for the UK Economy (November 2022)					
	2022	2023	2024	2025	2026
	%	%	%	%	%
CPI	9.0	7.4	3.2	2.6	2.7
RPI	10.4	9.0	4.1	4.0	3.9
LFS Unemployment Rate	3.7	4.2	4.3	4.1	4.2

Outlook for inflation:

The Bank of England's Monetary Policy Committee (MPC) sets monetary policy to meet the 2% inflation target and in a way that helps to sustain growth and employment. The MPC currently uses two main monetary policy tools. First, they set the interest rate that banks and building societies earn on deposits, or 'reserves', placed with the Bank of England – this is Bank Rate. Second, the MPC can buy government and corporate bonds, financed by the issuance of central bank reserves – this is asset purchases or quantitative easing.

At its meeting ending on 14 December 2022, the MPC voted by a majority of 6-3 to increase Bank Rate by 0.5 percentage points, to 3.5%. Two members preferred to

maintain Bank Rate at 3%, and one member preferred to increase Bank Rate by 0.75 percentage points, to 3.75%.

In the minutes to the meeting, the MPC state that In the “November Monetary Policy Report projections, conditioned on the elevated path of market interest rates at that time, the UK economy was expected to be in recession for a prolonged period and CPI inflation was expected to remain very high in the near term. Inflation was expected to fall sharply from mid-2023, to some way below the 2% target in years two and three of the projection. This reflected a negative contribution from energy prices, as well as the emergence of an increasing degree of economic slack and a steadily rising unemployment rate. The risks around that declining path for inflation were judged to be to the upside. Domestic wage and price pressures are elevated. There has been limited news in other domestic and global economic data relative to the November Report projections.

The MPC has concerns about domestic wage and price pressures which it describes as elevated. In underlining their decision to increase the Base Rate by 0.5% the MPC say that “both services price inflation and private sector regular wage growth had increased significantly over the second half of the year, with the latter continuing to surprise on the upside since the November Report. There remained a risk that, following a protracted period of high inflation, inflation expectations could be slow to adjust downwards to target-consistent levels once external cost pressures had passed. Although activity in the economy was clearly weakening, there were some signs that it was more resilient than had been expected and it was therefore uncertain how quickly the labour market would loosen.”

The next MPC decision on the Bank Base Rate will be on 2 February 2023.

The MPC published the November Monetary Policy Report, in which the MPC’s updated projections for activity and inflation describe a very challenging outlook for the UK economy.

The MPC’s report summarises the medium term forecast and their “latest projections describe a very challenging outlook for the UK economy. It is expected to be in recession for a prolonged period and CPI inflation remains elevated at over 10% in the near term. From mid-2023, inflation is expected to fall sharply, conditioned on the elevated path of market interest rates, and as previous increases in energy prices drop out of the annual comparison. It then declines to some way below the 2% target in years two and three of the projection. This reflects a negative contribution from energy prices, as well as the emergence of an increasing degree of economic slack and a steadily rising unemployment rate. The risks around that declining path for inflation are judged to be to the upside....The MPC’s forecast does not incorporate any further measures that may be announced in the Autumn Statement scheduled for 17 November”.

In terms of the outlook over the next three years , the MPC’s central projection “that is conditioned on the elevated path of market interest rates, domestic inflationary pressures

subside given the increasing amount of economic slack. Energy prices are projected to make a negative contribution to inflation in the medium term. CPI inflation is projected to fall sharply to 1.4% in two years' time, below the 2% target, and to 0.0% in three years' time. The risks around these projections are judged to be skewed to the upside.

Based on this the MPC's overall forecast summary is as follows:-

	2022(Qtr.4)	2023(Qtr.4)	2024(Qtr.4)	2025(Qtr.4)
	%	%	%	%
GDP	0.2	-1.9	-0.1	0.2
CPI	10.9	5.2	1.4	0.0
LFS Unemployment Rate	3.7	4.9	5.9	6.4
Excess supply/Excess demand	0.75	-2.5	-3.0	-3.0
Bank Rate	3.0	5.2	4.7	4.4

In producing their forecast, the MPC have included the following key judgements and risks:-

Key judgement 1: there has been a material tightening in financial conditions, including the elevated path of market interest rates. In addition, high energy prices continue to weigh on spending, despite an assumption of some fiscal support for household energy bills over the next two years. As a result, the UK economy is expected to remain in recession throughout 2023 and 2024 H1, and GDP is expected to recover only gradually thereafter.

Key judgement 2: although there is judged to be a greater margin of excess demand currently, continued weakness in spending leads to an increasing degree of economic slack emerging from 2023 H1, including a rising unemployment rate.

Key judgement 3: despite a decline in global price pressures and a significant fall in the contribution of household energy prices to CPI inflation, domestic inflationary pressures remain strong over the next year. But an increasing degree of economic slack depresses domestic pressures further out. Conditioned on the elevated path of market interest rates, CPI inflation declines to below the 2% target in the medium term, although the Committee judges that the risks to the inflation projections are skewed to the upside.

Bank of England (MPC) Quarterly Central Projection for CPI Inflation (November 2022)

%	2022 Qtr.4	2023 Qtr.1	2023 Qtr.2	2023 Qtr.3	2023 Qtr.4	2024 Qtr.1	2024 Qtr.2	2024 Qtr.3	2024 Qtr.4	2025 Qtr.1	2025 Qtr.2	2025 Qtr.3	2025 Qtr.4
CPI	10.9	10.1	9.5	7.9	5.2	4.0	1.1	1.2	1.4	1.2	0.8	0.6	0.0

2.5.3 Provision for Excess Inflation:

There is also a corporate provision which is held to assist services that may experience price increases greatly in excess of the inflation allowance provided when setting the budget. The provision included in the December 2022 Cabinet was £3.188m which is equivalent to price inflation of c. 2%. Bank of England projections for inflation suggest that interest rates will begin to return to the government's target level of 2% in 2024. If this is the case, the additional £1.9m added for 2023/24 could be released. The position will be kept under review.

	2023/24 £000	2024/25 £000	2025/26 £000	2026/27 £000
Provision for Excess inflation December Cabinet	3,188	3,188	3,188	3,188
Reduction when inflation returns to 2%	0	(1,900)	(1,900)	(1,900)
Revised Provision for Excess inflation	3,188	1,288	1,288	1,288

2.5.4 Income

The MTFS does not include any specific provision for inflation on income from fees and charges. However, service departments can identify increased income as part of their savings proposals.

2.5.5 Freedom Passes

Freedom Passes are administered by London Councils on behalf of London boroughs. Over the past year demand has begun to recover from the impact of COVID19. The number of journeys has increased and the Settlement is expected to cost 14% more than last year. This means that the effects of COVID19 will work through the settlement over the next three years. London Councils has now concluded its annual negotiations with transport operators

The costs of Freedom Passes are driven by two key factors:-

- The estimated average number of journeys made by Freedom Pass holders over the past two years
- Previous work to calculate expected average fares per trip taking into account fare increases and decreases within a "basket of fares"

When forecasting demand, London Councils officers have attempted to establish a baseline, as well as lower range higher range scenarios.

For Merton, London Councils have estimated that the cost of concessionary fares in 2023/24 will be £5.964m.

For future years 2024/25 and 2025/26 London Councils have provided a Lower range, Baseline, and Higher range estimate of the cost to Merton of Freedom Passes. For the purposes of the MTFS, the higher range has been included:-

	2023/24 £m	2024/25 £m	2025/26 £m
Baseline	5.964	8.364	10.387
Lower range		8.193	9.898
Higher range		8.668	10.843

The table below compares the current provision in the budget and MTFS for Freedom Passes with the latest worst case estimate:-

	MTFS 2023/24 £m	MTFS 2024/25 £m	MTFS 2025/26 £m	MTFS 2026/27 £m
Merton MTFS Current Provision	6.652	9.663	10.907	10.907
Latest forecast (Higher range for 2024-26)	5.964	8.669	10.843	13.017
Change	(0.688)	(0.994)	(0.064)	2.110

It is proposed to amend the MTFS to reflect the revised figures which are the most prudent available at the current time.

2.5.6 Departmental Business Rates

Council departments pay business rates on the properties that they occupy. The Valuation Office Agency (VOA) has updated the rateable values of all business, and other non-domestic, property in England and Wales. It has been six years since the last revaluation. The new rateable values will reflect changes in rental values between 2015 and 2021. These future rateable values will take effect from 1 April 2023.

The change in valuations are different across sectors. For instance, industry, storage and distribution has increased by 32% and offices 10% to 11% whereas shops have reduced by 10% and hotels, guest and boarding and self catering have reduced by 23%.

For Merton Council occupied properties excluding schools, 3% inflation has been added to the budgets for 2022/23. Now that the valuation information is known it will be necessary to adjust the budget provision in the MTFS to the new level.

The estimated increase in business rates for departmental properties is £0.180m (c.11%) and will require an increase in the budget provision of £0.129m for the additional c.8% inflation.

	Annual Budget 2022/23 £000	Inflation provision 2022/23 @ 3% £000	Addition/Reduction £000	Budget 2023/24 £000
Corporate Services	625	19	130	774
Children, Schools & Families	278	8	(38)	248
Environment & Regeneration	477	14	13	504
Community & Housing	261	8	24	293
Total	1,641	49	129	1,819

2.5.7 Budgetary Control 2022/23

The revenue budgetary control information below summarises the corporate position using the latest available information as at 30 November 2022 as shown in a separate report on the agenda for this meeting.

At period 8 to 30th November 2022, the year-end forecast is a net £0.183m favourable variance compared to the current budget

	Current Budget 2022/23 £000	Full Year Forecast (Nov) £000	Forecast Variance at year end (Nov) £000
Corporate Services	31,984	33,455	1,471
Children, Schools and Families	62,112	63,229	1,117
Environment & Regeneration	13,508	18,659	5,151
Community and Housing	67,878	68,630	752
Net Overheads	(272)	(272)	0
Net Service Expenditure	175,210	183,701	8,491
Corporate	(8,430)	(16,675)	(8,245)
Total Expenditure	166,780	167,026	246
Funding	(166,780)	(167,209)	(429)
Net Expenditure	0	(183)	(183)

Based on November 2022 monitoring, an overall favourable variance is forecast, with the following pressures being flagged:-

- a) Corporate Services: Customers, Policy and Improvement, Infrastructure and Technology, Resources, Human Resources, Housing Benefits Rent Allowance subsidies.
- b) Children’s Schools and Families: High cost and dependency on agency staff, high cost of child placements and transport, DSG deficit
- c) Environment and Regeneration: The main areas of variance are Regulatory Services, Parking Services, Waste, Leisure & Culture, Greenspaces, Development & Building Control, Future Merton and Safer Merton. The primary reasons are the reduced revenue within Parking Services of £2.6m, a projected utility budget overspend of approximately £1.2m and increased inflationary costs for services, materials and equipment.
- d) Community and Housing: Adult Social Care, Housing General Fund, and libraries and heritage.

2.6.8 Growth

The MTFS reported to Cabinet in December 2022 included new provision for growth from 2023/24 to 2026/27 as follows:-

	2023/24	2024/25	2025/26	2026/27
	£000	£000	£000	£000
Cumulative				
Growth (Cabinet December 2022)	3,365	3,010	3,033	3,033

There is no additional service department growth proposed at this stage.

2.7 **Forecast of Resources and Provisional Local Government Finance Settlement**

2.7.1 As reported to Cabinet in December 2022, the Chancellor of the Exchequer published an Autumn Statement 2022 on 17 November 2022. A summary of the key points was included in the report. The figures included in these documents underlie the allocations to local authorities announced in the Provisional Local Government Finance Settlement 2023/24 on 19 December 2022. Details on the Provisional Local Government Finance Settlement 2023/24 are provided in Appendix 1 with the key details relating to Merton’s resources summarised in this Section of the report.

2.7.2 The Provisional Settlement broadly reflects the details set out in the Autumn Statement 2022. The main details are:-

- a) Settlement Funding Assessment (RSG + Business Rates) allocations have increased by 5.3% nationally and 5.5% in London. The details for Merton are:-

MERTON	2022-23 £m	2023-24 £m	Change £m	Change %
Settlement Funding Assessment	41.311	43.415	2.104	5.1
of which:				
Revenue Support Grant (RSG)	5.350	6.108		
Baseline Funding Level (BFL)	35.961	37.307		
	41.311	43.415		
(Tariff)/Top-Up (Included in BFL)	9.534	6.679		

b) Core Spending Power will increase by 9.2% in cash terms nationally and 9.2% in London.

Merton's Core Spending Power is as follows:-

Merton Core Spending Power: Local Government Finance Settlement 2023/24:	2022-23	2023-24	Year on Year Change	
	£ millions	£ millions	£ millions	%
Settlement Funding Assessment	41.311	43.415	2.104	5.1%
Compensation for under-indexing the business rates multiplier	3.675	6.355	2.679	72.9%
Council Tax Requirement excluding parish precepts	104.984	110.834	5.850	5.6%
Improved Better Care Fund	5.010	5.010	0.000	0%
New Homes Bonus	0.482	0.732	0.250	51.9%
Social Care Grant	6.282	10.430	4.148	66.0%
Market Sustainability and Fair Cost of Care Fund	0.505	0.000	(0.505)	-100%
ASC Market Sustainability and Improvement Fund	0.000	1.751	1.751	N/A
Lower Tier Services Grant	0.429	0.000	(0.429)	-100%
ASC Discharge Fund	0.000	0.702	0.702	N/A
Services Grant	2.479	1.397	(1.082)	-43.6%
Grants rolled in	0.516	0.000	(0.516)	-100%
Funding Guarantee	0.000	0.000	0.000	N/A
Core Spending Power	165.672	180.626	14.953	9.0%
	Change £m	14.953		
	Change %	9.0%		

The provisional Settlement outlined provisional core funding allocations based on Government assumptions. Therefore the figures included above for the Settlement Funding Assessment (Business Rates element) and Council Tax Requirement may differ from the actual amounts eventually calculated on Merton's more up to date information.

Analysis of the provisional Settlement figures will continue in order to ensure that the funding is applied in the most effective way

Further details on the grants and New Homes Bonus are included in Appendix 1.

2.7.3 Council Tax Referendum Principles

The Government proposes the following package of referendum principles for 2023-24 for authorities with Adult Social Care responsibilities such as Merton:-

For 2023-24, the relevant basic amount of council tax of an authority is excessive if the authority’s relevant basic amount of council tax for 2023-24 is 5% (3% on other expenditure + 2% on adult social care) greater than its relevant basic amount of council tax for 2022-23

2.8 Settlement funding Assessment: RSG and Business Rates 2023-24

2.8.1 The Settlement Funding Assessment (SFA) is made up of Revenue Support Grant and Business Rates. As announced in the Provisional local Government Finance Settlement the assumptions with respect to SFA compared to 2022-23 are as follows:-

	Final Settlement 2022/23 £000	MTFS 2023/24 £000	Provisional Settlement 2023/24 £000
RSG	5,350	5,350	6,108
Estimated Share of Business Rates	26,427	29,332	30,628
Top-Up	9,534	9,534	6,679
SFA	41,311	44,216	43,415

The final estimated budget for Business Rates for 2023/24 will be based on the Government’s NNDR1 return which has to be completed and returned by 31 January 2023. It is therefore, proposed to keep the current estimates in the MTFS and update these in the February Cabinet report, pending the NNDR1 figures

2.8.2 Collection Fund Surplus/Deficits – Business Rates and Council Tax

It is a requirement to budget in 2023/24, for any estimated surplus/deficit arising in the Collection Fund for Council Tax and Business Rates as at 31 March 2023. This will be the third and final year of spreading the Collection Fund deficit as at 31 March 2021 over 2021/22, 2022/23 and 2023/24.

2.8.3 Final projections for Business Rates retention in 2023/24 will be based on the NNDR1 return for 2023/24 which are due to be returned to Central government by 31 January 2023.

2.8.4 A further update on the financial implications for Merton will be provided in the report to Cabinet in February

2.8.5 2024/25 Funding

The 2023/24 provisional settlement follows the details provided at Autumn Statement 2022 and the Policy Statement on 12 December 2022. The provisional settlement only provides for a single financial year, but the Policy Statement sets out proposals covering the majority of funding streams for 2024-25. Currently the MTFs only includes funding proposals that have been announced for 2023/24.

2.9 **Council Tax Base**

2.9.1 Cabinet on 5 December 2022 agreed the Council Tax Base 2023/24 for Merton and for the Wimbledon and Putney Common Conservators.

2.9.2 A summary of the Council Tax Bases for the Merton general area and the addition for properties within the Wimbledon and Putney Commons Conservators area for 2023/24 compared to 2022/23 is set out in the following table:-

Council Tax Base	2022/23	2023/24	Change
			%
Whole Area	75,754.6	77,694.3	2.6%
Wimbledon & Putney Common Conservators	11,705.0	11,761.2	0.5%

2.9.3 These figures will be used to calculate the council tax bills for 2023/24.

3. **SAVINGS PROPOSALS 2023-27**

3.1 Savings proposals were agreed by Cabinet in December 2022 and have been included in the Member’s Information Pack which was circulated at the end of December 2022.

3.2 Since December officers have been reviewing their services and have identified some further savings proposals. These are summarised in the following table and more details are provided in Appendix 2.

<u>Cumulative</u>	2023/24 £000	2024/25 £000	2025/26 £000	2026/27 £000
Corporate Services	0	0	0	0
Children, Lifelong Learning and Family Environment and Regeneration	562	741	741	741
Community and Housing	0	0	600	600
Cumulative Savings Proposals	1,192	1,559	2,261	2,291

3.3 Equal Opportunities Assessments are also provided for the new proposals.

4. REVIEW OF EXISTING SAVINGS IN THE MTFs

4.1.1 It is important that savings which are agreed as part of the budget setting process are achieved and monitoring of the delivery of savings is monitored closely and reported as part of monthly monitoring procedures.

4.2 As reported to Cabinet within the monthly monitoring report, there is one saving that will not be achieved and it will be necessary to adjust the MTFs to reflect this. The saving is in respect of saving 2020-21 CS11 which is for £50k from a restructure of the Commercial Services Section which will no longer take place following a service review.

	2023/24 £000	2024/25 £000	2025/26 £000	2026/27 £000
Deletion of Saving 2020-21 CS11 re: Commercial Services Restructure	50	50	50	50

5. INVESTMENT INCOME

5.1 The Council is currently developing an investment strategy for the funds received from the sale of CHAS which will be reported to a later Cabinet meeting. This will reflect the investment of some of the proceeds for a longer term return and/or paying down debt together with releasing some funds for Capital investment/regeneration projects. However, to ensure maximum benefit to the Council's financial position the proceeds were immediately invested in treasury instruments which will generate a significant return for the Council.

5.2 For the purposes of the MTFs it has been assumed, given current market conditions, that the return to the Council over the Medium Term will be approximately £5.25m. This has been built into the MTFs and will be refined in line with the forthcoming Investment Strategy.

6. DSG DEFICIT

6.1 As part of the Autumn Statement published on 17 November 2022, the Chancellor of the Exchequer announced an additional £2 billion net for the national core schools budget in each of the next two years, on top of the existing provisional allocations published in July.

- 6.2 The Department for Education's Funding Policy Unit has advised Merton that we should assume that the Council will receive an additional £1.8m of high needs funding in 2023-24, on top on the provisional funding allocation announced in July, taking the total allocation to £48.5m. In addition, we should also assume that this funding will form part of Merton's baseline funding, and should therefore be included within the assumed 3% increases in subsequent years.
- 6.3 In light of this indicative settlement for High Needs Block, officers have revised the forecast for Merton's Safety Valve Agreement.
- 6.4 Currently, the DSG deficit is represented in an unusable reserve and the Council is required to eliminate this by 2026/27. This will be achieved by the Safety Valve Agreement payments that the Council has negotiated with the Department for Education, application of the Council's Spending Reserve and using the budget provision included for the Council's contribution towards eliminating the deficit. Since the Safety Valve Agreement has been negotiated it has been possible to reduce the estimated annual budget contribution towards eliminating the deficit and this reduction was reported to Cabinet in October 2022.
- 6.5 Based on the latest forecast movement in the DSG Deficit in the unusable reserve is summarised as follows:-

DSG Unusable Reserve	Forecast 2022/23 £m	Forecast 2023/24 £m	Forecast 2024/25 £m	Forecast 2025/26 £m	Forecast 2026/27 £m
B/F DSG Deficit	26.93	33.894	35.934	36.564	36.764
In year deficit	9.96	5.54	4.13	3.7	-0.9
Sub-total	36.894	39.434	40.064	40.264	35.864
Safety Valve Payments	(3.0)	(3.5)	(3.5)	(3.5)	(3.2)
Deficit c/f	33.894	35.934	36.564	36.764	32.664

- 6.6 Based on the latest forecast, the in-year deficit is eliminated by 2026/27 as per the Safety Valve Agreement. In the period up to 2026/27 the Council will cover the overall forecast deficit with the balance on the Council's reserve built up for this purpose which is added to the annual budget provision for the DSG deficit. Any surplus (Council reserve + annual budget) in excess of the balance on the DSG Deficit unusable reserve will be released for other purposes.

This is demonstrated in the following table:-

Reserve Cover for DSG	Forecast 2022/23 £m	Forecast 2023/24 £m	Forecast 2024/25 £m	Forecast 2025/26 £m	Forecast 2026/27 £m
B/f Provision	26.93	33.894	35.934	36.564	36.764
Budget provision for DSG Deficit	10.54	11.63	12.71	13.80	15.00
Revised balance	37.47	45.522	48.648	50.363	51.764
Sum Required to meet DSG Deficit	33.894	35.934	36.564	36.764	32.664
Balance available to be released/(overspend)	3.576	9.588	12.084	13.599	19.1
Less: Corporate contribution	0.5	0.5	0.5	0.5	0.5
Balance Available	3.076	9.088	11.584	13.099	18.600

- 6.7 This calculation was previously undertaken and reported to Cabinet at its meeting in October 2022. The change to the MTFS 2023-27 since October is summarised in the following table:-

Balance of Budget Available for Release	Forecast 2023/24 £m	Forecast 2024/25 £m	Forecast 2025/26 £m	Forecast 2026/27 £m
Cabinet October 2022	9.23	11.11	13.10	18.60
Latest Forecast	9.09	11.58	13.10	18.60
Change	0.14	(0.47)	0.00	0.00

7. CAPITAL PROGRAMME 2023-27: UPDATE

- 7.1 A proposed draft Capital Programme 2023-27 was presented to Cabinet on 5 December 2022.
- 7.2 Monthly monitoring of the approved programme for 2022/23 has been ongoing and is under constant review. It is important to ensure that the revenue and capital budgets are integrated and not considered in isolation. The revenue implications of capital expenditure can quickly grow if the capital programme is not contained within the Council's capacity to fund it over the longer term.
- 7.3 Further changes that have been made to the proposed capital programme since it was presented to Cabinet in December 2022 are set out in Appendix 4. These figures are based on November 2022 Monitoring and include estimated slippage and proposed new bids.

7.4 Changes in the Capital Programme and Capital Financing Costs

7.4.1 The report to Cabinet in December 2022 presented the latest current capital programme based on October 2022 monitoring and new bids. This has been reviewed and updated for latest information including November monitoring and funding and the change since December 2022 Cabinet is summarised as follows:-

Capital Expenditure (Capital Programme 2023-27)	2023/24 Estimate £000's	2024/25 Estimate £000's	2025/26 Estimate £000's	2026/27 Estimate £000's
Capital Expenditure (Cabinet December 2022)	45,672	48,503	53,159	33,404
Change	(2,616)	(6,635)	286	8,587
Capital Expenditure (November, slippage and New Bids)	43,056	41,868	53,445	41,991

7.4.2 Revenue Implications of Current Capital Programme

As a result, the estimated capital financing costs of the revised Capital Programme have been updated and the change since December 2022 Cabinet is summarised as follows:-

Capital Financing Costs	2023/24 Estimate £000's	2024/25 Estimate £000's	2025/26 Estimate £000's	2026/27 Estimate £000's
Capital Financing costs (Cabinet December 2022)	11,107	12,312	13,275	17,316
Change	37	(108)	(373)	(584)
Capital Financing costs (November, slippage and New Bids)	11,144	12,204	12,902	16,732

7.4.3 The details relating to the latest summary figures are set out in the draft Capital Strategy (Appendix 4).

8. UPDATE TO MTFS 2023-27

8.1 The change in the MTFS gap from that reported in December 2022 arising from the latest information discussed in this report is summarised in the following table:-

	2023/24 £000	2024/25 £000	2025/26 £000	2026/27 £000
Revised MTFG Gap 2023-27 (Cabinet December 2022)	4,342	13,425	18,520	20,900
<u>Updates since December Cabinet:-</u>				
Unachievable Savings	50	50	50	50
Update on Freedom Passes	(688)	(994)	(64)	2,110
Update on DSG and Safety Valve Agreement	140	(470)	0	0
Departmental Business Rates	129	129	129	129
Change in Capital Financing Costs	37	(108)	(373)	(584)
Fund CSF Children's Social Care growth from grant	(935)	(935)	(935)	(935)
Sub-total:	(1,267)	(2,328)	(1,193)	770
Revised MTFG Gap 2023-27	3,075	11,097	17,327	21,670
Additional Revenue Savings (January 2023):	(1,192)	(1,559)	(2,261)	(2,291)
Strategic Investment Income	(5,225)	(5,225)	(5,225)	(5,225)
Release Provision for Excess Inflation from 2024/25	0	(1,900)	(1,900)	(1,900)
Further Spread of Reserve	3,342			
Revised MTFG Gap 2023-27	0	2,413	7,941	12,254

8.2 The forecast in the table assumes a council tax increase of 2% in 2023/24 and also in 2024/25, 25/26, and 2026/27.

9. COUNCIL TAX STRATEGY

9.1 The council has a statutory duty to set a balanced budget.

9.2 The MTFG reported to Cabinet in December 2022 assumed a 2% general Council Tax increase for 2023-2027 and no Adult Social Care Council Tax levy in 2023/24 .

9.3 The report will now look at the Council Tax Strategy options available to the Council.

9.4 As detailed in the report, the Council Tax Referendum Limits announced by the government expect the council to increase council tax by 3% on other expenditure and Adult Social Care precept by 2%. The same limits also apply for 2024/25.

9.5 The following table provides a guide to the levels of additional funding that could be raised by implementing council tax increases at the referendum limits announced:-

	2023/24 £000	2024/25 £000	2025/26 £000	2026/27 £000
<u>Council Tax Changes: Referendum Principles:-</u>				
Additional 1% General Council Tax increase 2023/24 (2% to 3%)	(1,073)	(1,078)	(1,084)	(1,089)
Additional 1% General Council Tax increase 2024/25 (2% to 3%)	0	(1,078)	(1,084)	(1,090)
Adult Social Care - Precept 2023/24 (2%) *	(2,146)	(2,157)	(2,167)	(2,178)
Adult social Care - Precept 2024/25 (2%) *	0	(2,156)	(2,167)	(2,178)
TOTAL	(3,219)	(6,469)	(6,502)	(6,535)

* Assumes that equivalent ASC budget (e.g. inflation provision, unringfenced grant) can be released for general application

9.6 An increase in Council Tax represents increased funding that is ongoing and eventually will be built into the base budget for future years. This is greatly more beneficial than using reserves which are one-off and can lead to the creation of cliff edges in future years.

9.7 Proposed Council Tax Strategy 2023/24

As previously reported, currently 2% is built into the MTFs for a general Council Tax increase. It is proposed to utilise the additional 1% council tax to fund other expenditure and the 2% Adult Social Precept allowed for in the Referendum Principles.

Proposed Council Tax Strategy 2024/25

The council does not have to finalise Council Tax proposals for 2024/25 at this stage but for planning purposes it is proposed to maintain the 2% council tax increase for other expenditure and to assume the 2% Adult Social Care Precept.

9.8 Targeted Cost of Living Discount

The council recognises that inflation continues to remain high and the cost of living pressures are impacting on many of the council's residents. In order to relieve some of the pressure on the most vulnerable groups it is proposed that a one-off council tax discount in 2023/24 be applied to the additional 1% council tax allowed for in the referendum for council taxpayers in Bands A-D. The estimated cost of this targeted discount is c. £0.830m

9.9 Revised MTFs Gap

The revised MTFs gap, if the Council Tax proposals are implemented is summarised in the following table:-

	2023/24 £000	2024/25 £000	2025/26 £000	2026/27 £000
Revised MTFS Gap 2023-27 (paragraph 8.1 refers)	0	2,413	7,941	12,254
<u>Council Tax Changes:</u>				
Additional 1% General Council Tax increase 2023/24	(1,073)	(1,078)	(1,084)	(1,089)
Targeted Cost of Living Discount	830	0	0	0
Adult Social Care - 2% Precept 2023/24 & 2024/25 *	(2,146)	(4,313)	(4,334)	(4,356)
Further Spread of Reserve	2,389	2,978		(950)
Revised MTFS Gap 2023-27	0	0	2,523	5,859

* Assumes that equivalent ASC budget (e.g. inflation provision, unringfenced grant) can be released for general application

10. GLA BUDGET AND PRECEPT SETTING 2023-27

- 10.1 The Greater London Authority (GLA) sets a budget for itself and each of the four functional bodies: Transport for London, the London Development Agency, the Metropolitan Police Authority, and the London Fire and Emergency Planning Authority. These budgets together form the consolidated budget.
- 10.2 The Mayor of London published his draft consolidated budget and provisional council tax precept for 2023-24 on 16 December 2022 for consultation. The consultation on the budget proposals will end on 13 January 2023.
- 10.3 Under these budget arrangements, the GLA's provisional precept on council taxpayers in the 32 London boroughs is £423.48 – a £27.89 or 7.1% increase compared to 2022/23. The proposed precept for council taxpayers in the City of London is £140.82 (an increase of £22.36 which excludes element of the rise relating to the Met Police). Both these amounts include the £20 bespoke additional flexibility which the government is again granting the Mayor of London to fund transport services in London.
- 10.4 These council tax proposals are indicative and subject to change as the Mayor of London is expected under the government's council tax referendum limits to be able to increase his precept in the 32 boroughs by up to £38.55 or 9.7 per cent (£10.66 higher than the consultation proposal above) i.e. to a maximum of £434.14. And in the City by up to £23.55 (£1.19 higher than above) i.e. to a maximum £142.01. The Mayor of London will confirm his final precept once he has had an opportunity to consider the implications of the provisional local government and police finance settlements.
- 10.5 The final precept will not be approved formally until the London Assembly budget meeting scheduled for 23 February 2023.

11. UPDATE

11.1 NNDR1 returns will be required to be submitted to the MLUHC by 31 January 2023. The percentage shares for 2023-24 used for the returns for London authorities will be 37% GLA, 33% central government and 30% London boroughs. This has been confirmed in the provisional local government finance settlement.

11.2 Council Tax – Implied increase

If Merton increased its Council Tax by 3% and Adult Social Care precept by 2% and the London Assembly confirm the GLA's proposed increase, the implications for the level of Council Tax on a Band D property, including the GLA precept are set out as follows:-

Band D Council Tax

Council Tax at Band D	2022/23 £	2023/24 £	% change from 2022/23
Merton (exc. WPCC)	1,380.93	1,449.97	5.0%
GLA Precept (Provisional)	395.59	423.48	7.1%
Implied Council Tax at Band D	1,776.52	1,873.45	5.5%

12. CONSULTATION UNDERTAKEN OR PROPOSED

12.1 There will be consultation as the business plan process develops. This will include the Overview and Scrutiny panels and Commission, business ratepayers and all other relevant parties.

12.2 In accordance with statute, consultation will take place with business ratepayers and a meeting has been arranged for 15 February 2023.

12.3 As previously indicated, a Member's information pack has been prepared and distributed to all councillors. This should be brought to all Scrutiny and Cabinet meetings up to Budget Council. This should make the process more manageable for councillors and it will ensure that only one version of those documents is available so referring to page numbers at meetings will be easier. It will also keep printing costs down and reduce the amount of printing that needs to take place immediately prior to Budget Council.

12.4 The pack includes:

- Savings proposals
- Growth proposals
- A draft Equality impact assessment for each saving proposal.

13. **TIMETABLE**

13.1 In accordance with revised financial reporting timetables.

14. **FINANCIAL, RESOURCE AND PROPERTY IMPLICATIONS**

14.1 All relevant implications have been addressed in the report.

15. **LEGAL AND STATUTORY IMPLICATIONS**

15.1 All relevant implications have been addressed in the report.

16. **HUMAN RIGHTS, EQUALITIES AND COMMUNITY COHESION IMPLICATIONS**

16.1 Draft Equalities assessments of the savings proposals are included in the Member's Information Pack.

17. **CRIME AND DISORDER IMPLICATIONS**

17.1 Not applicable.

18. **RISK MANAGEMENT AND HEALTH AND SAFETY IMPLICATIONS**

18.1 Not applicable.

APPENDICES – THE FOLLOWING DOCUMENTS ARE TO BE PUBLISHED WITH THIS REPORT AND FORM PART OF THE REPORT

Appendix 1: Provisional Local government Finance Settlement 2023-24: Summary

Appendix 2: Additional Savings Proposals 2023-27

Appendix 3: Equalities Impact Assessments

Appendix 4: MTFs Update

Appendix 5: Draft Capital Programme 2023-27

BACKGROUND PAPERS

Budget files held in the Corporate Services department.

REPORT AUTHOR

– *Name: Roger Kershaw*

– *Tel: 020 8545 3458*

email: roger.kershaw@merton.gov.uk

PROVISIONAL LOCAL GOVERNMENT FINANCE SETTLEMENT 2023/24

Background

The Chancellor of the Exchequer published an Autumn Statement 2023/24 on 17 November 2022. A summary of the key points was included in the report to Cabinet on 5 December 2022. The figures included in these documents underlie the allocations to local authorities announced in the Provisional Local Government Finance Settlement 2023/24 on 19 December 2022. Details on the Provisional Local Government Finance Settlement 2023/24 are provided in this Appendix.

Overview of the Provisional Local Government Settlement 2023-24

Details of the provisional Local Government Settlement were published on 19 December 2022.

This is a summary of the main details included in the Provisional Settlement, with particular emphasis on the implications for Merton.

1. Provisional Local Government Settlement

1.1 Settlement Funding Assessment (SFA)

This section sets out the main details included in the Provisional Settlement and assesses the implications for Merton's finances as set out in the Medium Term Financial Strategy (MTFS).

The Settlement outlined core funding allocations (Settlement Funding Assessment)

The Settlement Funding Assessment is the total of Revenue Support Grant (RSG) and Baseline Funding (BF) from Business Rates. There has been an increase of 5.3% in SFA nationally in 2023/24. Details of changes in SFA for England, London boroughs and in Merton are summarised in the following table:-

	2019/20 Final £m	2020/21 Final £m	2021/22 Final £m	2022/23 Final £m	2023/24 Provisional £m
Merton (£m)	40.460	41.120	41.148	41.311	43.415
Annual % Change		1.6%	0.1%	0.4%	5.1%
Cumulative % change		1.6%	1.7%	2.1%	7.3%
England (£m)	15,958.163	16,208.506	16,206.706	16,282.153	17,137.110
Annual % Change		1.6%	0.0%	0.5%	5.3%
Cumulative % change		1.6%	1.6%	2.0%	7.4%
London Boroughs (£m)	2,713.504	2,757.716	2,760.736	2,777.718	2,931.623
Annual % Change		1.6%	0.1%	0.6%	5.5%
Cumulative % change		1.6%	1.7%	2.4%	8.0%

The Provisional Settlement broadly reflects the details set out in the Autumn Statement 2022 The main details are:-

- a) Settlement Funding Assessment (RSG + Business Rates) allocations have increased by 5.3% nationally and by 5.5% in London. The details for Merton are:-

MERTON	2022-23 £m	2023-24 £m	Change £m	Change %
Settlement Funding Assessment	41.311	43.415	2.104	5.1
of which:				
Revenue Support Grant (RSG)	5.350	6.108		
Baseline Funding Level (BFL)	35.961	37.307		
	41.311	43.415		
(Tariff)/Top-Up (Included in BFL)	9.534	6.679		

1.2 Core Spending Power

Core Spending Power is the Government's measure of the resources available to local authorities to fund service delivery. In 2023-24 it includes "roll forward" of core components from 2022-23 and also some new and discontinued funding streams.

New funding streams include:

- Adult Social Care Discharge Fund worth £300m: will be ringfenced for adult social care and will also help support capacity and discharge.
- Adult Social Care Market Sustainability and Improvement Funding worth £400m: will be combined with existing £162m Market Sustainability and Fair Cost of Care funding and be distributed using the existing ASC Relative Needs Formula.
- Core Spending Power (CSP) Funding Guarantee worth £136m: funding to ensure all authorities' CSP increases by at least 3% in cash terms.

Discontinued funding streams include:

- The Lower Tier Services Grant worth £111m in 2022-23 will be discontinued.
- Consolidated grants worth £239m in 2022-23 have been rolled into the Revenue Support Grant and Social Care Grant. These discontinued grants include Family Annexe Council Tax Discount grant (£7m), Local Council Tax Support Administration Subsidy grant (£69m), additional funding for food safety and standards enforcement (Natasha's Law, £2m), and the Independent Living Fund (£161m).

Core Spending Power in 2023-24 is therefore made up of:

- Settlement Funding Assessment
- Estimated Council Tax Requirement excluding Parish Precepts
- Compensation via Section 31 grant for under-indexing the business rates multiplier
- Additional Council Tax revenue from referendum principle for social care
- Potential additional Council Tax revenue from referendum principle for all districts.
- Improved Better Care Fund inc. Winter Pressures Grant
- New Homes Bonus and New Homes Bonus Returned Funding;
- Rural Services Delivery Grant
- Adult Social Care Support grant
- Social Care Grant rolling in previous allocations of the Independent Living fund
- Lower Tier Services Grant
- Adult Social Care Market Sustainability and Improvement Fund
- Adult Social Care Discharge Fund
- Services Grant to support all services delivered by councils

As Core Spending Power includes a number of assumptions, this is unlikely to be an accurate reflection of the actual resources available to local authorities. In particular it assumes:-

- All authorities that are eligible raise the social care precept to its maximum of 2% in 2023-24
- All authorities increase overall council tax by the maximum amount (5% in 2023-24, comprising 3% general and 2% ASC council tax)
- Tax base increases in 2023-24 at the same average rate for each authority as between 2018-19 to 2022-23
- New Homes Bonus allocations are based on a share of total national NHB of £291m.

In England the level of assumed spending power will increase by £4.0 bn (7.2%) in 2023-24 . In London boroughs the assumed increase is £737.7m (9.2%) in 2023-24

Core Spending Power	2019/20 Final	2020/21 Final	2021/22 Final	2022/23 Final	2023/24 Provisional	2023/24 Change
	£m	£m	£m	£m	£m	%
England	46,444.9	49,231.4	50,611.4	54,540.5	59,543.8	9.2%
London Boroughs	6,848.9	7,257.4	7,440.7	7,977.7	8,715.4	9.2%
Merton	142.7	150.8	153.7	165.7	180.6	9.0%

A summary of Merton's assumed Core Spending Power from 2019/20 to 2023/24 is included in the following table:-

Detailed Breakdown of Core Spending Power – Merton

	Final	Final	Final	Final	Provisional	Annual Change (22-23 to 23-24)	Cumulative Change (19-20 to 23-24)
	2019/20	2020/21	2021/22	2022/23	2023/24		
	£m	£m	£m	£m	£m	%	%
Council Tax	92.370	97.386	99.862	104.984	110.834	5.6%	20.0%
SFA	40.460	41.120	41.148	41.311	43.415	5.1%	7.3%
S.31 grant Compensation for business rates	1.153	1.441	1.874	3.675	6.355	72.9%	451.2%
Improved Better Care Fund	4.114	4.862	4.862	5.010	5.010	0.0%	21.8%
New Homes Bonus	2.108	1.438	0.612	0.482	0.732	51.9%	(65.3)%
Adult Social Care Support Grant	0.000	0.000	0.000	0.000	0.000	0.0	-
Winter Pressures Grant	0.748	0.000	0.000	0.000	0.000	0.0	-
Social Care Support Grant	1.278	0.000	0.000	0.000	0.000	0.0	-
Social Care Grant	0.000	4.058	4.466	6.282	10.430	66.0%	-
Market Sustainability and Fair Cost of Care Fund	0.000	0.000	0.000	0.505	0.000	(100.0)%	-
ASC Market Sustainability and Improvement Fund	0.000	0.000	0.000	0.000	1.751	-	-
Lower Tier Services Grant	0.000	0.000	0.399	0.429	0.000	(100.0)%	-
ASC Discharge Fund	0.000	0.000	0.000	0.000	0.702	-	-
Services Grant	0.000	0.000	0.000	2.479	1.397	(43.6)%	-
Grants rolled in	0.507	0.499	0.522	0.516	0.000	(100.0)%	(100.0)%
Funding Guarantee	0.000	0.000	0.000	0.000	0.000	-	-
Core Spending Power	142.738	150.804	153.745	165.672	180.626	9.0%	26.5%

1.3 Council tax referendum principles for principal local authorities

In terms of controlling the level of council tax increases that local authorities can set in 2023-24, without the need for a local referendum, the Government has decided that the core principles to be applied to authorities with social care responsibilities including London boroughs such as Merton are:-

- For 2023-24, the relevant basic amount of council tax is excessive if the authority's relevant basic amount of council tax for 2023-24 is 5% comprising 2% for expenditure on adult social care and 3% for other expenditure), or more than 5%, greater than its relevant basic amount of council tax for 2022-23.

Police and Crime Commissioners (PCCs) including the GLA charge for the Metropolitan Police will be allowed increases of £15.

GLA Council Tax Precept

The Mayor of London published the draft GLA budget for consultation on 16 December 2022 and the provisional Band D precept is £423.48 – a £27.89 or 7.1% increase compared to 2022/23. This amount includes the £20 bespoke additional flexibility which Government is again granting the Mayor to fund transport services in London.

However, it should be noted that the GLA council tax proposals are indicative and subject to change as the Provisional Settlement confirms the Mayor can increase the precept in the 32 boroughs by up to 9.7% which is £10.66 higher than the consultation proposal above currently published.

The Mayor will confirm the final precept once he has had an opportunity to consider the implications of the provisional local government and police finance settlements.

Summary Council Tax Proposals

The financial projections in this report are based on the following levels of council tax increase:-

	2023/24 %	2024/25 %	2025/26 %	2026/27 %
Council Tax increase - General	2.99	2.00	2.00	2.00
Council Tax increase - ASC	2.00	0	0	0
Total	4.99	2.00	2.00	2.00

1.4 Business Rates

1.4.1 Business Rates Revaluation 2023

The Provisional settlement has confirmed that the Government will proceed with a modified revaluation adjustment for the implementation of the 2023 business rates revaluation.

In order to preserve the growth incentive and minimise turbulence, the Government intends to strip out any gains or losses resulting purely from the revaluation or transfers to the central list by making an amended technical adjustment to tariffs or top-ups (baseline funding levels will remain unaffected). This fulfils the Government's commitment made at the outset of the retention scheme, that revaluations would, as far as practicable, mean authorities are no better or worse off. The government will keep the revaluation adjustment under review.

1.4.2 Compensation for Under-Indexing the Business Rates Multiplier

As announced in the Autumn Statement on 17 November 2022 the business rates multipliers will be frozen in 2023-24 at 49.9 pence and 51.2 pence, preventing them from increasing to 52.9 pence and 54.2 pence. In a break with policy since 2018 (when indexation changed from RPI to CPI), the government is only compensating councils for freezing business rates to the

level of September CPI inflation rather RPI inflation. Merton's Core Spending Power calculation includes £6.355m for compensation for under-indexing the business rates multiplier.

1.4.3 NNDR1

Although the Provisional Settlement includes amounts for business rates and compensation for the under-indexing of the multiplier, these are based on the government's assumptions and may differ greatly from Merton's actual business rates profile.

The figures used in the Council's budget for 2023/24 will be based on the latest business rates information available for Merton which will be included in the government's NNDR1 Return which, as for all local authorities, has to be submitted by 31 January 2023.

The NNDR1 form for 2023/24 has now been received from Government. Meeting the 31 January deadline will be tight because, as for all local authorities, the impact of the Business Rates Revaluation 2023 means that changes are required to Revenues and Benefits systems. Civica, have advised that there is development work to be undertaken to incorporate the changes and an update on progress towards this is expected in early January.

1.5 Adult Social Care Funding

In the Autumn Statement published on 17 November 2022, the government announced that it is prioritising further investment in the NHS and social care, and in schools and that supporting these two public services is the government's priority for public spending. It stated that "the Autumn Statement makes up to £8 billion of funding available for the NHS and adult social care in England in 2024-25. This includes £3.3 billion to respond to the significant pressures facing the NHS, enabling rapid action to improve emergency, elective and primary care performance, and introducing reforms to support the workforce and improve performance across the health system over the longer term."

1.5.1 Improved Better Care Fund

The Improved Better Care Fund (iBCF) will continue at the same level as in 2022-23 (£2.1bn), with London Boroughs receiving £346m (16.3%). The grant will continue to be required to be pooled as part of the Better Care Fund.

The MTFs assumes that this level of funding continues over the four year period. This is summarised in the following table:-

Adult Social Care (iBCF)	2023/24 £000	2024/25 £000	2025/26 £000	2026/27 £000
Improved Better Care Fund	5.009	5.009	5.009	5.009

1.5.2 Adult Social Care Discharge Grant

This is a new grant totalling £300m nationally and part of the £600m new funding announced in the Autumn statement 2022. The Discharge Funding grant is provided to upper tier authorities to ensure those people who need to draw on social care when they are discharged from hospital can leave as soon as possible. The Discharge Funding must be pooled as part of the Better Care Fund. The government will set out further details on the conditions of this funding in due course, with the funding intended to support improvements to adult social care and in particular to address discharge delays, social care waiting times, low fee rates and workforce pressures in the adult social care sector.

Merton's grant is:-

	2023/24 £000
Adult Social Care Discharge Fund	702

1.5.3 Adult Social Care Market Sustainability and Improvement Fund

The Provisional Settlement states that the Adult Social Care Market Sustainability and Improvement Funding Grant is provided to upper tier authorities to enable tangible improvements to be made to adult social care. As set out in the Autumn Statement 2022, the ASC funding reforms have been delayed to October 2025. The existing Market Sustainability and Fair Cost of Care Fund has been combined with new, ringfenced funding, announced in the Autumn Statement. Funding will be distributed using the ASC relative needs formula. London boroughs will receive £87m (15%) in 2023-24. The government expects this new grant funding to enable local authorities to make tangible improvements to adult social care particularly to address discharge delays, social care waiting times, low fee rates and workforce pressures in the adult social care sector.

As with the additional iBCF funding, there will be reporting requirements placed on the new Adult Social Care Grant against these objectives.

	2023/24 £000
ASC Market Sustainability and Improvement Fund	1,751

1.5.4 Social Care Grant

The Social Care Grant is a grant provided to upper tier authorities for social care expenditure, on both adult and children's social care.

Social Care Grant will total £3.9bn in 2023-24: an increase of £1.345bn (excluding £161m of funding for the Independent Living Fund which has also

been rolled in to SCG). Around £1.285bn of this increase is funded by money previously earmarked for ASC funding reform, with an additional £80m redistributed from within the settlement. £1.185bn of this new funding will be allocated using the ASC Relative Needs Formula (RNF), with the remainder (£160m) used to equalise for the variation in yield that can be generated from the social care precept.

London boroughs will receive £612m (15.9%) of the Social Care Grant. The policy statement on 12 December confirmed a further £1.9bn nationally will be added to the grant in 2024-25 (bringing the total to £5.5bn), although the approach to distribution for 2024-25 has not been confirmed.

The MTFs currently assumes that in the first instance this grant will be applied to fund previously approved growth in Children, Schools and Families

Social Care Grant (cumulative)	2023/24 £000	2024/25 £000	2025/26 £000	2026/27 £000
Children's allocation (in Base budget)	4,635	4,635	4,635	4,635
Adult's allocation (in Base budget)	1,647	1,647	1,647	1,647
Children's FYE previous growth	390	390	390	390
Children's new growth	545	545	545	545
Social Care Grant *	(10,430)	(7,217)	(7,217)	(7,217)
Balance	3,213	0	0	0

* Although funding beyond 2023/24 is not assured it has been assumed that grant at least equivalent to the growth currently provided in the MTFs will be received going forward.

1.6 Special and specific grants

The distribution of a number of grants was published alongside the Provisional Settlement. Within core spending power these include:-

- New Homes Bonus
- Services Grant
- Funding Guarantee
- Rural Services Delivery Grant (not applicable to London)

1.6.1 New Homes Bonus

The New Homes Bonus was introduced in 2011 and is a grant paid by central government to local councils to reflect and incentivise housing growth in their areas. It is based on the amount of extra Council Tax revenue raised for new-build homes, conversions and long-term empty homes brought back into use. There is also an extra payment for providing affordable homes.

It is paid annually from a top-slice of RSG. The Government has committed to setting out the future position of New Homes Bonus ahead of the 2024-25 local government finance settlement.

The Government is proposing to roll over last year's policy on New Homes Bonus for a new round of payments in 2023-24, which will attract no new legacy payments as in 2022-23. The final year of legacy payments (totalling £221m) from the 2019-20 allocation has ended. The 2023-24 allocation totals £291m, funded through a top slice of Revenue Support Grant. The calculation methodology remains unchanged, with authorities needing to achieve tax base growth of greater than 0.4 per cent before they receive any New Homes Bonus funding.

Provisional New Homes Bonus allocations total £291m nationally (a reduction of £264m or 48%) and London borough provisional allocations total £49m (a reduction of £38m or 44%).

Merton's allocation as announced in the Provisional settlement is:-

New Homes Bonus	2023-24 £000
Merton	729

1.6.2 Services Grant

This is intended to provide funding to all tiers of local government in recognition of the vital services delivered at every level of local government. This was intended to be a one-off grant in 2022-23 and nationally has reduced from £822m in 2022-23 to £464m in 2023-24 due to the decision to reverse the National Insurance Contributions increase to fund the Health & Social Care Levy and a proportion has also been top sliced to fund an increase to the Supporting Families Programme. London boroughs will receive £86m (18.5%). It is assumed that, as for 2022-23, the grant will not be ring-fenced and conditions on reporting requirements will not be attached so that local authorities can provide support across the entire sector in recognition of the vital services delivered at every level of local government.

Merton's allocation as announced in the Provisional settlement is:-

Services Grant	2023-24 £000
Merton	1,397

1.6.3 Funding Guarantee

This new guarantee will ensure that all councils will see at least a 3% increase in their core spending power before any decisions about organisational efficiencies, use of reserves or council tax levels. The funding will total £136m and benefit 161 authorities across England (154 are Shire Districts which are

receiving 99% of the funding). This guarantee is being funded by repurposing the Lower Tier Services Grant and using a proportion of the expired New Homes Bonus legacy payments. The increase in Core Spending Power used for this calculation excludes any newly rolled-in grants but includes growth in the council tax base as calculated in the normal way, increases in Baseline Funding Levels and growth in compensation for under-indexing the multiplier.

No London boroughs will receive this funding.

1.7 Schools funding

1.7.1 The allocations for the Dedicated Schools Grant (DSG), along with indicative additional funding announced at the 2022 Autumn Statement, have been published for financial year 2023-24. The DSG continues to be funded via four blocks as previously: the schools block, the central schools block (CSSB), the high needs block and the early years block. Supplementary funding has been made available through the Mainstream Schools Additional Grant (MSAG) for 2023-24. It is expected that this funding will be rolled into National Funding Formula allocations for 2024-25.

The main schools funding headlines are as follows:

- In 2023/24, a total of £58.6bn will be made available through the DSG and supplementary funding, of which £10.1bn (17%) will be allocated to London boroughs.
- England will receive a 6.9% increase in total funding from 2022-23 to 2023-24, while London will see only a 6.1% increase.
- £7.4bn (73%) of London's funding is accounted for via the schools block and the MSAG, reflecting a 5.3% increase from 2022-23 (below the England total increase of 6.3%).
- London will receive a total of £1.9bn via the high needs block, £78.5m of which is being granted through the additional £400m announced at the Autumn Statement 2022. This amounts to a 10.1% increase from 2022-23. Overall there will be a 10.7% increase in funding via this block.
- London will be granted £734m in 2023-24 through the early years block, reflecting a 4.9% increase from the previous year. England will see a 5.4% increase from 2022-23.
- The CSSB continues to decline, falling by 2.6% to £388.7mn in 2023/24 across England. London experiences a 4% drop in funding, to £68m.

1.7.2 For Merton the following allocations compared to 2022-23 were announced:-

Merton - Dedicated Schools Grant and Additional Funding	2022-23	2023-24	2023-24 Supplementary funding	2023-24 Total	Change	Change
	£m	£m		(£m)	(£m)	(%)
Schools block	143.925	149.708	5.144	154.853	10.928	7.6%
Central school services block	1.106	1.141	0.000	1.141	0.035	3.1%
High needs block	44.772	47.246	2.052	49.298	4.525	10.1%
Early years block	15.872	16.577	0.000	16.577	0.706	4.4%
Total DSG and supplementary funding allocation	205.675	214.672	7.196	221.869	16.194	7.9%

1.7.3 A more detailed analysis of Schools Funding will be provided to Cabinet in February 2023.

1.8 Fair Funding Review and Reset of Business Rates Retention Scheme

The Government has postponed any plans to reform its assessment of need and resources or to reset the business rates retention scheme until after the current parliament – i.e. 2025-26 at the earliest.

1.9 Provisional Settlement Consultation Response

The Government's consultation period on the provisional settlement figures has a deadline of 16 January 2023.

SUMMARY OF SAVINGS PROPOSALS 2023-27

Cumulative	2023/24 £000	2024/25 £000	2025/26 £000	2026/27 £000
Corporate Services	0	0	0	0
Children, Lifelong Learning and Family	562	741	741	741
Environment and Regeneration	630	818	920	950
Community and Housing	0	0	600	600
Cumulative Savings Proposals	1,192	1,559	2,261	2,291

Type of Saving

SI1	Income: increase in current level of charges
SI2	Income: increase arising from expansion of existing service/new service
SS1	Staffing: reduction in costs due to efficiency
SS2	Staffing: reduction in costs due to deletion/reduction in service
SNS1	Non - Staffing: reduction in costs due to efficiency
SNS2	Non - Staffing: reduction in costs due to deletion/reduction in service
SP1	Procurement / Third Party arrangements - efficiency
SP2	Procurement / Third Party arrangements - deletion/reduction in service
SG1	Grants: Existing service funded by new grant
SG2	Grants: Improved Efficiency of existing service currently funded by unringfenced grant
SPROP	Reduction in Property related costs

Risk

Low
Medium
High

Panel

C&YP	Children & Young People
CC	Corporate Capacity
HC&OP	Healthier Communities & Older People
SC	Sustainable Communities

PROPOSED SAVINGS 2023-27

DEPARTMENT: Children, Lifelong Learning and Family

Panel	Ref	Description of Saving		Baseline Budget 22/23 £000	2023/24 £000	2024/25 £000	2025/26 £000	2026/27 £000	Risk Analysis Deliverability	Risk Analysis Reputational Impact	Type of Saving (see key)
C&YP	CSF2324- 01	<p>Service/Section</p> <p>Description</p> <p>Service Implication</p> <p>Staffing Implications</p> <p>Strategic Priorities implications</p> <p>Impact on other departments</p> <p>Equalities Implications</p>	<p>Central CSF budgets</p> <p>Pension and redundancy costs (ADDITION TO £200K AGREED BY CABINET 5/12/22)</p> <p>The Local Authority meets the costs of teacher redundancies from this budget. We have already put forward a saving of £200k against this budget leaving £1.424m (on the 22/23 budget) to support schools with redundancy. The proposal is that we could remove another £350k. There is a legal duty upon local authorities as the employer of staff in its community schools to meet redundancy costs arising from restructures in schools. The budget has consistently underspent over at least the past four years. However, although it is anticipated that costs may rise as schools seek to manage their own budget pressures associated with rising staffing and energy costs, the proposed saving includes a projected small increase on actual spend in comparison with previous years to anticipate this possible rise in costs.</p> <p>Nil</p> <p>Nil</p> <p>Nil</p> <p>It does not impact on redundancies decisions themselves only on how the costs are met</p>	1624	350				Med	Low	SNS1
C&YP	CSF2324- 03	<p>Service/Section</p> <p>Description</p> <p>Service Implication</p> <p>Staffing Implications</p> <p>Strategic Priorities implications</p> <p>Impact on other departments</p> <p>Equalities Implications</p>	<p>Education & Early Help - Children's Centre Income</p> <p>Income generated through Children's Centres</p> <p>There are minimal service implications in terms of securing increased usage from partners/agencies using Children's Centres, raising income by £10k in 2023.24 and £25k in 2024./25. The service already earns £175k in income from sharing and room rentals.</p> <p>No staffing implications in terms of redundancy</p> <p>Implications are minimal and will support greater usage of buildings and multi agency/partner working</p> <p>Minimal equalities implications, supporting access to a wider range of community and family services by developing wider usage income charging and rental agreements protocols, facilitates improvements to a wider service offer</p>		10	25			Med	Low	SI2
C&YP	CSF2324- 04	<p>Service/Section</p> <p>Description</p> <p>Service Implication</p> <p>Staffing Implications</p> <p>Strategic Priorities implications</p> <p>Impact on other departments</p> <p>Equalities Implications</p>	<p>Education & Early Help - Revenue costs of capital budgets</p> <p>Revenue cost of capital projects</p> <p>This budget is used for capital programme projects where we cannot attribute to capital e.g. feasibility studies, condition surveys, looking after empty buildings, temporary buildings, etc. As there is less need for temporary buildings or empty buildings this budget has not been fully spent and with careful management only a proportion of the current budget is required in future years</p> <p>None</p> <p>None</p> <p>None</p> <p>None</p>	283	140				Low	Low	SPROP

PROPOSED SAVINGS 2023-27

DEPARTMENT: Children, Lifelong Learning and Family

Panel	Ref	Description of Saving		Baseline Budget 22/23 £000	2023/24 £000	2024/25 £000	2025/26 £000	2026/27 £000	Risk Analysis Deliverability	Risk Analysis Reputational Impact	Type of Saving (see key)
C&YP	CSF2324- 05	Service/Section	Education and Early Help - Rates of London Road building								
		Description	Rates budget London Road	62	62				Low	Low	SNS1
		Service Implication	As the building is no longer occupied by a nursery, we do not need to provide for busines rates any more.								
		Staffing Implications	No staffing implications in terms of redundancy								
		Strategic Priorities implications	None								
		Impact on other departments	None. Running costs have moved to school via DSG?								
		Equalities Implications	None								
C&YP	CSF2324- 06	Service/Section	Education and Early Help - Duke of Edinburgh								
		Description	Council provision of Duke of Edinburgh activities for children and young people, and support for schools	54		54			Low	Medium	SP2
		Service Implication	The proposal is to maintain Duke of Edinburgh activity in the Borough by moving: - the opportunity of coordination and support for Duke of Edinburgh activities from the Council to the London Duke of Edinburgh team; and - the provision of some Duke of Edinburgh activities to schools. Schools currently buy in to Council support, and should they wish to do so, would buy in coordination from the London DfE team. Duke of Edinburgh support is provided in this way in the majority of boroughs. The Council's provision of some activities would move to schools, including the the gold and silver awards. In moving towards this new way of working , the Council would support schools to move to their preferred way of working, including encouraging partnership support amongst themselves, building on existing strong partnerships across schools in Merton								
		Staffing Implications	Five redundancies - two full time members of staff, and three sessional.								
		Strategic Priorities implications	The continued provision by schools, with support from the London team would enable a continued focus on the priority Merton as the Borough of Sport.								
		Impact on other departments	Nil								
		Equalities Implications	The council team provides a service to support the Duke of Edinburgh programme in our special schools – small schools (such as special schools) may find it harder to deliver the programme without support, and so promoting partnership working across schools will be important.								

PROPOSED SAVINGS 2023-27

DEPARTMENT: Children, Lifelong Learning and Family

Panel	Ref	Description of Saving		Baseline Budget 22/23 £000	2023/24 £000	2024/25 £000	2025/26 £000	2026/27 £000	Risk Analysis Deliverability	Risk Analysis Reputational Impact	Type of Saving (see key)
C&YP	CSF2324- 07	Service/Section	Education and Early Help - Brightwell								
		Description	Brightwell specialist out of school provision. This service provides after school and weekend day provision with children and young people with higher levels of SEND.	549		100			med	Medium	SP1
		Service Implication	By April 2024, the aim is to secure a new provider for the Brightwell Specialist Out of School service. The service provides all year round shortbreaks/respice for children aged 5 – 18, with complex SEND and their families								
		Staffing Implications	The objective is to secure a comparable strong service offer, delivered though a commissioned partner who can provide an economy of scale across a wider service offer, and include a possible relocation of the service. The desired outcome is that families and their children have access to high quality, flexible and responsive shortbreaks/respice across a wider service offer, managed by an organisation with expertise in the field of delivery of shortbreaks/respice. There are currently approximately 15 permanent staff for 11.62 FTE posts, but staffing numbers do fluctuate upwards depending on number of places that are taken up and the needs of the children. This proposal will impact on staffing in terms of adhering to TUPE requirements.								
		Strategic Priorities implications	This proposal will reinforce ensuring there is the best provision locally for our children and young people with Special Educational Needs and Disabilities.								
		Impact on other departments	N/A								
		Equalities Implications	This proposal will maintain strong provision of respice care for our children and young people with disabilities and their families.								
Total Savings Proposals 2023-27					562	179	0	0			
Total Savings Proposals 2023-27 (cumulative)					562	741	741	741			

PROPOSED SAVINGS 2023-27
DEPARTMENT: Environment and Regeneration

Panel	Ref	Description of Saving		Baseline Budget 22/23 £000	2023/24 £000	2024/25 £000	2025/26 £000	2026/27 £000	Risk Analysis Deliverability	Risk Analysis Reputational Impact	Type of Saving (see key)
SC	ENV2023-24 11	Service/Section	Management of Parking Permits								
		Description	Parking Permits have not had inflationary increases for the last three years. It is proposed to increase the permits in line with the Consumer Price Index (CPI) based on the period from January 2020 - January 2023. This will equate to approximately 16.2%.	(6,067)	500				Low	Medium /High	S11
		Service Implication	The service will continue to maintain enforcement levels								
		Staffing Implications	None								
		Strategic Priorities implications	None								
		Impact on other departments	None								
		Equalities Implications	No significant implications for specific equality groups								
SC	ENV2023-24 12	Service/Section	Future Merton								
		Description	Road Safety - Currently this service is delivered on site to all primary schools and supplemented by online road safety and cycle training.	54		54			Med	Med	SS2
		Service Implication	Delivers cycle training, school travel plans and other sustainable transport initiatives. However, alternative options are being explored for future via Public Health and the Healthy Streets Programme or by external sponsored provision								
		Staffing Implications	This saving is 100% of the budget								
		Strategic Priorities implications	None								
		Impact on other departments	None								
		Equalities Implications	None								
SC	ENV2023-24 13	Service/Section	Future Merton								
		Description	Provision of Christmas Decorations - This saving could potentially move the provision of Christmas decorations and the installation of light from the services revenue remit. In the interim Civic Pride reserves could be used to fund the Christmas activities whilst other sustainable funding alternatives are sourced, either by partners or external sponsorship.	32		32			Low	High	SNS2
		Service Implication	This saving is 100% of the budget for this service								
		Staffing Implications	None								
		Strategic Priorities implications	Utilising funding elsewhere during a cost of living crisis								
		Impact on other departments	None								
		Equalities Implications	None								

PROPOSED SAVINGS 2023-27

DEPARTMENT: Environment and Regeneration

Panel	Ref	Description of Saving		Baseline Budget 22/23 £000	2023/24 £000	2024/25 £000	2025/26 £000	2026/27 £000	Risk Analysis Deliverability	Risk Analysis Reputational Impact	Type of Saving (see key)
SC	ENV2023-24 14	Service/Section	Future Merton								
		Description	Various Subscriptions	30		30			Low	Med	SNS2
		Service Implication	This saving would be from reviewing all subscriptions that are currently funded by the Council, with the retention of one professional membership for officers. The withdrawal of this will mean that support received automatically as a result of being a subscription holder will reduce direct access to certain organisations such as New London Architecture and Urban Design London and so alternative methods of Continuous Professional Development and networking will need to be explored.								
		Staffing Implications	Possible reduced training and development opportunities and networking								
		Strategic Priorities implications	None								
		Impact on other departments	None								
		Equalities Implications	None								
SC	ENV2023-24 15	Service/Section	Future Merton								
		Description	Highway Condition Surveys	50		50			Med	High	SNS2
		Service Implication	The radar condition surveys help prioritise the resurfacing programme. The service can be funded via additional highway income or by revised contractual arrangements. This saving is 100% of the revenue budget for this service (to then be covered via increased income elsewhere in the service)								
		Staffing Implications	None								
		Strategic Priorities implications	Sustainable Future and Civic Pride								
		Impact on other departments	None								
		Equalities Implications	None								

PROPOSED SAVINGS 2023-27
DEPARTMENT: Environment and Regeneration

Panel	Ref	Description of Saving		Baseline Budget 22/23 £000	2023/24 £000	2024/25 £000	2025/26 £000	2026/27 £000	Risk Analysis Deliverability	Risk Analysis Reputational Impact	Type of Saving (see key)
SC	ENV2023-24 16	Service/Section	Greenspaces Partnership and Spend to Save Projects	80		(50)	30	30	Med	Low	SI1
	Description	Charging Tennis Coaches to offer tennis coaching across courts for % of the time allowing free play and play to pay use.									
	Service Implication	This option would provide a small income stream of approximately £30K to the council after the £80K sinking fund for future maintenance of this investment.									
	Staffing Implications	None									
	Strategic Priorities implications	None									
	Impact on other departments	None									
	Equalities Implications	None									
SC	ENV2023-24 17	Service/Section	Greenspaces Partnership and Spend to Save Projects			72	72		Med	Low	SI2
	Description	Parks Tythe Property Investment. Recently the Greenspaces Team have been working with LBM Estates and Valuations Team to review our current stock of Tythe Properties in park and potential Spend to Save projects on these assets could yield a healthy market rent of between £1500 - £2000 per calendar month depending on the type and size of property .									
	Service Implication	Potential first year rental income of at least £84k Investment required to bring properties to lettable standard									
	Staffing Implications	None									
	Strategic Priorities implications	None									
	Impact on other departments	None									
	Equalities Implications	None									

PROPOSED SAVINGS 2023-27
DEPARTMENT: Environment and Regeneration

Panel	Ref	Description of Saving		Baseline Budget 22/23 £000	2023/24 £000	2024/25 £000	2025/26 £000	2026/27 £000	Risk Analysis Deliverability	Risk Analysis Reputational Impact	Type of Saving (see key)
SC	ENV2023-24 18	Service/Section	Waste Services-SLWP		100						
		Description	Waste disposal minimisation						Med	Low	SS1
		Service Implication	Following the successful roll out of the new waste disposal contract for Food and Garden waste processing in sept 2022 along with the reduced disposal and processing cost for our Dry Mix Recycling (DMR) the overall cost associated directly with the processing and disposal of waste has been reduced. The saving proposal is for the short term until 2025. The £100k proposed saving is based on contract requirements for the current phase C lot 1 to manage the cost of recycle.								
		Staffing Implications	None								
		Strategic Priorities implications	The disposal of waste has no impact on our residents and collection services will remain unchanged . As such residents will see no direct impact on their collections service.								
		Impact on other departments	This project is part of the wider work undertaken in partnership with our neighbouring borough who for the South London Waste Partnership (SLWP)								
		Equalities Implications	None								
SC	ENV2023-24 19	Service/Section	Waste Services-SLWP		30						
		Description	Wood disposal processed by Thermal Treatment						Med	Med	SNS2
		Service Implication	Wood material (grade B to D) that is collected at HRRC will be processed by thermal treatment (fuel). This will provide a reduced cost and a compliant process for the treatment of this type of material. This method of operation will negatively impact on our recycling rate by 3-5%, lowering our annual rate to approximately 37/38%. However, there is potential CO 2 saving with this proposal. This will require a contract variation. The service will explore pre-processing separation for grade A wood materials to mitigate the loss of recycling tonnage.								
		Staffing Implications	None								
		Strategic Priorities implications	None								
		Impact on other departments	As part of LBM's partnership arrangements with the SLWP and our Joint Waste Committee esponsibility bothe parties will need to be advised of this change of approach.								
		Equalities Implications	None								
Total Savings Proposals 2023-27						630	188	102	30		
Total Savings Proposals 2023-27 (cumulative)						630	818	920	950		

PROPOSED SAVINGS 2023-27
DEPARTMENT: Community & Housing

Panel	Ref	Description of Saving		Baseline Budget 22/23 £000	2023/24 £000	2024/25 £000	2025/26 £000	2026/27 £000	Risk Analysis Deliverability	Risk Analysis Reputational Impact	Type of Saving (see key)
Page 43	CH119	Service/Section Description	Adult Social Care and Commissioning Increasing the availability and use of supported living as a positive alternative to residential care for adults with learning disabilities. This will include using supported living as a positive alternative for individuals requiring accommodation based care and support as well as looking for opportunities to support individuals to move back to the borough from out of area residential placements. Saving deliverable from 2025/26 linked to redevelopment of JMC site and the provision of 20 units of supported accommodation as part of that project. New commissioning arrangements will also be developed during 2023/24 to support the delivery of personalised 24/7 care and support as well as increased access to suitable accommodation.	45,000	0	0	300	0	M	M	SP1
		Service Implication	Some impact in terms of review and care and support planning activities but manageable with effective forward planning.								
		Staffing Implications	N/A								
		Strategic Priorities implications	Positive impact on Building a Sustainable Future								
		Impact on other departments	None identified. May require work with E&R to identify suitable properties / sites.								
		Equalities Implications	Full EA required in relation to any possible impacts on outcomes for individuals. To be completed once cohort of potential individuals identified.								
	CH120	Service/Section Description	Adult Social Care and Commissioning Working with specialist housing providers to increase supply of extra care sheltered housing as a positive alternative to residential care for older people. Given development lead times likely to be 2025/26 before savings are realised.	45,000	0	0	300	0	M	M	SP1
		Service Implication	Some impact in terms of review and care and support planning activities but manageable with effective forward planning.								
		Staffing Implications	N/A								
		Strategic Priorities implications	Positive impact on Building a Sustainable Future								
		Impact on other departments	None identified. May require work with E&R to identify suitable properties / sites.								
		Equalities Implications	Full EA required in relation to any possible impacts on outcomes for individuals. To be completed once cohort of potential individuals identified.								
Total Savings Proposals 2023-27					0	0	600	0			
Total Savings Proposals 2023-27 (cumulative)					0	0	600	600			

SUMMARY OF EQUALITIES ASSESSMENTS - SAVINGS TO CABINET 16 January 2023

SAVINGS REFERENCE	CABINET	DEPARTMENT	SAVING	OUTCOME
CSF 2324-01	16 January 2023	Children, Lifelong Learning and Family	Central CSF Budgets - Pension and redundancy costs - Additional amount	1
CSF 2324-03	16 January 2023	Children, Lifelong Learning and Family	Education & Early Help - Children's Centre Income	1
CSF 2324-04	16 January 2023	Children, Lifelong Learning and Family	Education & Early Help - Revenue costs of capital budgets	1
CSF 2324-05	16 January 2023	Children, Lifelong Learning and Family	Education and Early Help - Rates of London Road building	1
CSF 2324-06	16 January 2023	Children, Lifelong Learning and Family	Education and Early Help - Duke of Edinburgh	2
CSF 2324-07	16 January 2023	Children, Lifelong Learning and Family	Education and Early Help - Brightwell	2
ENV2023-24 11	16 January 2023	Environment and Regeneration	Management of Parking and Traffic with income implications	2
ENV2023-24 12	16 January 2023	Environment and Regeneration	Future Merton - Road Safety Officer	2
ENV2023-24 13	16 January 2023	Environment and Regeneration	Future Merton - Provision of Christmas Decorations	1
ENV2023-24 14	16 January 2023	Environment and Regeneration	Future Merton - various subscriptions	1
ENV2023-24 15	16 January 2023	Environment and Regeneration	Future Merton -Highway condition surveys	1
ENV2023-24 16	16 January 2023	Environment and Regeneration	Greenspaces Partnership and Spend to Save Projects - Charging Tennis Coaches	2
ENV2023-24 17	16 January 2023	Environment and Regeneration	Greenspaces Partnership and Spend to Save Projects - Parks Tythe Property Investment	2
ENV2023-24 18	16 January 2023	Environment and Regeneration	Waste Services-SLWP: Waste disposal minimisation	1
ENV2023-24 19	16 January 2023	Environment and Regeneration	Waste Services-SLWP: Wood disposal processed by Thermal Treatment	1
CH119	16 January 2023	Community and Housing	Adult Social Care and Commissioning - Increasing the availability and use of supported living	1
CH120	16 January 2023	Community and Housing	Adult Social Care and Commissioning - Working with providers to increase supply of extra care sheltered housing	1



Equality Analysis

Please refer to the guidance for carrying out Equality Analysis (available on the intranet).
Text in blue is intended to provide guidance – you can delete this from your final version.

What are the proposals being assessed?	CSF2324- 01 Pension & redundancy costs
Which Department/ Division has the responsibility for this?	CLLF

Stage 1: Overview	
Name and job title of lead officer	Richard Ellis, AD Strategy & Commissioning
1. What are the aims, objectives and desired outcomes of your proposal? (Also explain proposals e.g. reduction/removal of service, deletion of posts, changing criteria etc)	CLLF retain a budget to support maintained schools with the cost of redundancies relating to staff that are LBM employees. This budget has underspent significantly in recent years. Even with the risk of more redundancies we do not believe that the costs to CLLF will use up the budget and therefore there is headroom to reduce the budget by £550k.
2. How does this contribute to the council's corporate priorities?	Financial sustainability
3. Who will be affected by this proposal? For example who are the external/internal customers, communities, partners, stakeholders, the workforce etc.	The budget support schools with the cost of redundancies. Reducing the budget has no impact on their decision making or on access to pensions and redundancy payments for staff.
4. Is the responsibility shared with another department, authority or organisation? If so, who are the partners and who has overall responsibility?	no

Stage 2: Collecting evidence/ data

5. What evidence have you considered as part of this assessment?

Provide details of the information you have reviewed to determine the impact your proposal would have on the protected characteristics (equality groups).

Budget outturn for previous years and the 2023/24 budget forecast

Stage 3: Assessing impact and analysis

6. From the evidence you have considered, what areas of concern have you identified regarding the potential negative and positive impact on one or more protected characteristics (equality groups)?

Protected characteristic (equality group)	Tick which applies		Tick which applies		Reason Briefly explain what positive or negative impact has been identified
	Positive impact		Potential negative impact		
	Yes	No	Yes	No	
Age		X		x	The reduction in budget has no impact of the number of or selection for redundancies
Disability		X		X	
Gender Reassignment		X		X	
Marriage and Civil Partnership		X		X	
Pregnancy and Maternity		X		X	
Race		X		X	
Religion/ belief		X		X	
Sex (Gender)		X		X	
Sexual orientation		X		X	
Socio-economic status		x		X	

7. If you have identified a negative impact, how do you plan to mitigate it?

None identified

Stage 4: Conclusion of the Equality Analysis

8. Which of the following statements best describe the outcome of the EA (Tick one box only)

Please refer to the guidance for carrying out Equality Impact Assessments is available on the intranet for further information about these outcomes and what they mean for your proposal

- Outcome 1** – The EA has not identified any potential for discrimination or negative impact and all opportunities to promote equality are being addressed. **No changes are required.**
- Outcome 2** – The EA has identified adjustments to remove negative impact or to better promote equality. **Actions you propose to take to do this should be included in the Action Plan.**
- Outcome 3** – The EA has identified some potential for negative impact or some missed opportunities to promote equality and it may not be possible to mitigate this fully. **If you propose to continue with proposals you must include the justification for this in Section 10 below, and include actions you propose to take to remove negative impact or to better promote equality in the Action Plan. You must ensure that your proposed action is in line with the PSED to have ‘due regard’ and you are advised to seek Legal Advice.**
- Outcome 4** – The EA shows actual or potential unlawful discrimination. **Stop and rethink your proposals.**

Stage 5: Improvement Action Pan

9. Equality Analysis Improvement Action Plan template – Making adjustments for negative impact

This action plan should be completed after the analysis and should outline action(s) to be taken to mitigate the potential negative impact identified (expanding on information provided in Section 7 above).

Negative impact/ gap in information identified in the Equality Analysis	Action required to mitigate	How will you know this is achieved? e.g. performance measure/ target)	By when	Existing or additional resources?	Lead Officer	Action added to divisional/ team plan?
None identified						

Note that the full impact of the decision may only be known after the proposals have been implemented; therefore it is important the effective monitoring is in place to assess the impact.

Page 48

Stage 6: Reporting outcomes

10. Summary of the equality analysis

This section can also be used in your decision making reports (CMT/Cabinet/etc) but you must also attach the assessment to the report, or provide a hyperlink

This Equality Analysis has resulted in an Outcome [1](#) Assessment

[The saving is an adjustment to an underspending budget](#)

Stage 7: Sign off by Director/ Head of Service			
Assessment completed by	Richard Ellis AD Strategy & Commissioning	Signature: RE	Date:1/12/22
Improvement action plan signed off by Director/ Head of Service	Jane McSherry, Director CLLF	Signature: JM	Date: 6/1/23

DRAFT



Equality Analysis

Please refer to the guidance for carrying out Equality Analysis (available on the intranet).
Text in blue is intended to provide guidance – you can delete this from your final version.

What are the proposals being assessed?	CSF2324- 03 children's centres income
Which Department/ Division has the responsibility for this?	CLLF

Stage 1: Overview	
Name and job title of lead officer	Alison Jones, Service Manager
1. What are the aims, objectives and desired outcomes of your proposal? (Also explain proposals e.g. reduction/removal of service, deletion of posts, changing criteria etc)	Our children centres already lease out space to partners and rent rooms to external organisations. The aim is to increase this income over two years by £35k, which represents a 12% increase in lease and rental income.
2. How does this contribute to the council's corporate priorities?	Financial sustainability
3. Who will be affected by this proposal? For example who are the external/internal customers, communities, partners, stakeholders, the workforce etc.	We will approach partners to explore other opportunities for sharing the space.
4. Is the responsibility shared with another department, authority or organisation? If so, who are the partners and who has overall responsibility?	no

Stage 2: Collecting evidence/ data

5. What evidence have you considered as part of this assessment?

Provide details of the information you have reviewed to determine the impact your proposal would have on the protected characteristics (equality groups).

The centres already raise income from room rentals and leased space. It is the Head of Service's assessment that there is capacity for further sharing and rentals.

Stage 3: Assessing impact and analysis

6. From the evidence you have considered, what areas of concern have you identified regarding the potential negative and positive impact on one or more protected characteristics (equality groups)?

Protected characteristic (equality group)	Tick which applies Positive impact		Tick which applies Potential negative impact		Reason Briefly explain what positive or negative impact has been identified
	Yes	No	Yes	No	
	Age		X		
Disability		X		X	
Gender Reassignment		X		X	
Marriage and Civil Partnership		X		X	
Pregnancy and Maternity		X		X	
Race		X		X	
Religion/ belief		X		X	
Sex (Gender)		X		X	
Sexual orientation		X		X	
Socio-economic status		x		X	

7. If you have identified a negative impact, how do you plan to mitigate it?

None identified

Stage 4: Conclusion of the Equality Analysis

8. Which of the following statements best describe the outcome of the EA (Tick one box only)

Please refer to the guidance for carrying out Equality Impact Assessments is available on the intranet for further information about these outcomes and what they mean for your proposal

- Outcome 1** – The EA has not identified any potential for discrimination or negative impact and all opportunities to promote equality are being addressed. **No changes are required.**
- Outcome 2** – The EA has identified adjustments to remove negative impact or to better promote equality. **Actions you propose to take to do this should be included in the Action Plan.**
- Outcome 3** – The EA has identified some potential for negative impact or some missed opportunities to promote equality and it may not be possible to mitigate this fully. **If you propose to continue with proposals you must include the justification for this in Section 10 below, and include actions you propose to take to remove negative impact or to better promote equality in the Action Plan. You must ensure that your proposed action is in line with the PSED to have ‘due regard’ and you are advised to seek Legal Advice.**
- Outcome 4** – The EA shows actual or potential unlawful discrimination. **Stop and rethink your proposals.**

Stage 5: Improvement Action Pan

9. Equality Analysis Improvement Action Plan template – Making adjustments for negative impact

This action plan should be completed after the analysis and should outline action(s) to be taken to mitigate the potential negative impact identified (expanding on information provided in Section 7 above).

Negative impact/ gap in information identified in the Equality Analysis	Action required to mitigate	How will you know this is achieved? e.g. performance measure/ target)	By when	Existing or additional resources?	Lead Officer	Action added to divisional/ team plan?
None identified						

Note that the full impact of the decision may only be known after the proposals have been implemented; therefore it is important the effective monitoring is in place to assess the impact.

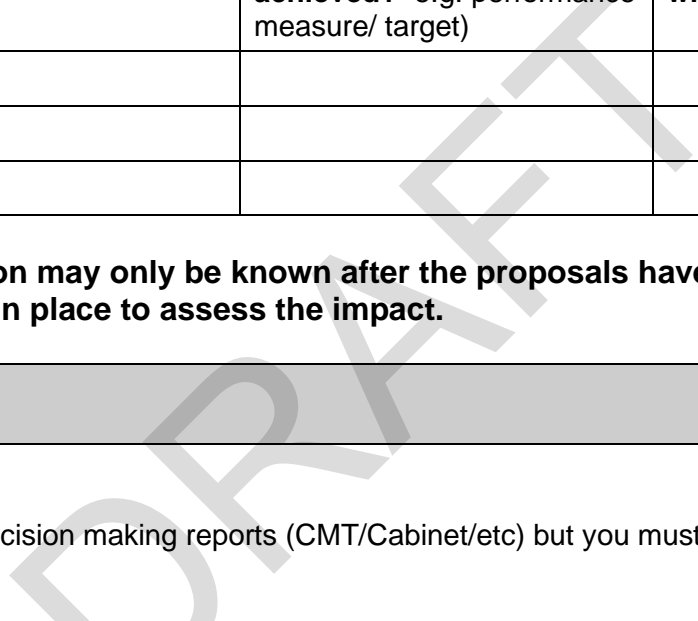
Stage 6: Reporting outcomes

10. Summary of the equality analysis

This section can also be used in your decision making reports (CMT/Cabinet/etc) but you must also attach the assessment to the report, or provide a hyperlink

This Equality Analysis has resulted in an Outcome 1 Assessment
The saving is an adjustment to an underspending budget

Page 3



Stage 7: Sign off by Director/ Head of Service			
Assessment completed by	Alison Jones, Service Manager	Signature: AJ	Date: 5/12/22
Improvement action plan signed off by Director/ Head of Service	Richard Ellis AD Strategy & Commissioning	Signature: RE	Date: 5/12/22

DRAFT



Equality Analysis

Please refer to the guidance for carrying out Equality Analysis (available on the intranet).
Text in blue is intended to provide guidance – you can delete this from your final version.

What are the proposals being assessed?	CSF2324- 04 revenue costs of capital schemes
Which Department/ Division has the responsibility for this?	CLLF

Stage 1: Overview	
Name and job title of lead officer	Tom Procter, Head of Contracts & School Organisation
1. What are the aims, objectives and desired outcomes of your proposal? (Also explain proposals e.g. reduction/removal of service, deletion of posts, changing criteria etc)	We hold a budget to meet the revenue costs of capital schemes. Part of this budget was to support schools with temporary expansion through temporary buildings etc. With falling school rolls this element is not needed for the foreseeable future.
2. How does this contribute to the council's corporate priorities?	Financial sustainability
3. Who will be affected by this proposal? For example who are the external/internal customers, communities, partners, stakeholders, the workforce etc.	None. This part of the budget is not currently utilised
4. Is the responsibility shared with another department, authority or organisation? If so, who are the partners and who has overall responsibility?	no

Stage 2: Collecting evidence/ data

5. What evidence have you considered as part of this assessment?

Provide details of the information you have reviewed to determine the impact your proposal would have on the protected characteristics (equality groups).

We have a school place strategy that tracks school rolls against capacity, which is updated regularly

Stage 3: Assessing impact and analysis

6. From the evidence you have considered, what areas of concern have you identified regarding the potential negative and positive impact on one or more protected characteristics (equality groups)?

Protected characteristic (equality group)	Tick which applies Positive impact		Tick which applies Potential negative impact		Reason Briefly explain what positive or negative impact has been identified
	Yes	No	Yes	No	
Age		X		x	The reductions in budget area are relatively small and can be met without impact on people with protected characteristics
Disability		X		X	
Gender Reassignment		X		X	
Marriage and Civil Partnership		X		X	
Pregnancy and Maternity		X		X	
Race		X		X	
Religion/ belief		X		X	
Sex (Gender)		X		X	
Sexual orientation		X		X	
Socio-economic status		x		X	

7. If you have identified a negative impact, how do you plan to mitigate it?

None identified

Stage 4: Conclusion of the Equality Analysis

8. Which of the following statements best describe the outcome of the EA (Tick one box only)

Please refer to the guidance for carrying out Equality Impact Assessments is available on the intranet for further information about these outcomes and what they mean for your proposal

- Outcome 1** – The EA has not identified any potential for discrimination or negative impact and all opportunities to promote equality are being addressed. **No changes are required.**
- Outcome 2** – The EA has identified adjustments to remove negative impact or to better promote equality. **Actions you propose to take to do this should be included in the Action Plan.**
- Outcome 3** – The EA has identified some potential for negative impact or some missed opportunities to promote equality and it may not be possible to mitigate this fully. **If you propose to continue with proposals you must include the justification for this in Section 10 below, and include actions you propose to take to remove negative impact or to better promote equality in the Action Plan. You must ensure that your proposed action is in line with the PSED to have ‘due regard’ and you are advised to seek Legal Advice.**
- Outcome 4** – The EA shows actual or potential unlawful discrimination. **Stop and rethink your proposals.**

Stage 5: Improvement Action Pan

9. Equality Analysis Improvement Action Plan template – Making adjustments for negative impact

This action plan should be completed after the analysis and should outline action(s) to be taken to mitigate the potential negative impact identified (expanding on information provided in Section 7 above).

Negative impact/ gap in information identified in the Equality Analysis	Action required to mitigate	How will you know this is achieved? e.g. performance measure/ target)	By when	Existing or additional resources?	Lead Officer	Action added to divisional/ team plan?
None identified						

Note that the full impact of the decision may only be known after the proposals have been implemented; therefore it is important the effective monitoring is in place to assess the impact.

Stage 6: Reporting outcomes

10. Summary of the equality analysis

This section can also be used in your decision making reports (CMT/Cabinet/etc) but you must also attach the assessment to the report, or provide a hyperlink

This Equality Analysis has resulted in an Outcome 1 Assessment
The saving is an adjustment to an underspending budget

Stage 7: Sign off by Director/ Head of Service			
Assessment completed by	Tom Procter, Head of Contracts & School Organisation	Signature: TP	Date: 5/12/22
Improvement action plan signed off by Director/ Head of Service	Richard Ellis AD Strategy & Commissioning	Signature: RE	Date: 5/12/22

DRAFT



Equality Analysis

Please refer to the guidance for carrying out Equality Analysis (available on the intranet).
Text in blue is intended to provide guidance – you can delete this from your final version.

What are the proposals being assessed?	CSF2324- 05 London Road business rates budget
Which Department/ Division has the responsibility for this?	CLLF

Stage 1: Overview	
Name and job title of lead officer	Alison Jones, Service Manager
1. What are the aims, objectives and desired outcomes of your proposal? (Also explain proposals e.g. reduction/removal of service, deletion of posts, changing criteria etc)	We held a budget for the business rates for a property that is now occupied by a school. We therefore do not need to meet this cost from this budget
2. How does this contribute to the council's corporate priorities?	Financial sustainability
3. Who will be affected by this proposal? For example who are the external/internal customers, communities, partners, stakeholders, the workforce etc.	None. This part of the budget is not currently utilised
4. Is the responsibility shared with another department, authority or organisation? If so, who are the partners and who has overall responsibility?	no

Stage 2: Collecting evidence/ data

5. What evidence have you considered as part of this assessment?

Provide details of the information you have reviewed to determine the impact your proposal would have on the protected characteristics (equality groups).

n/a

Stage 3: Assessing impact and analysis

6. From the evidence you have considered, what areas of concern have you identified regarding the potential negative and positive impact on one or more protected characteristics (equality groups)?

Protected characteristic (equality group)	Tick which applies		Tick which applies		Reason Briefly explain what positive or negative impact has been identified
	Positive impact		Potential negative impact		
	Yes	No	Yes	No	
Age		X		x	The reductions in budget area are relatively small and can be met without impact on people with protected characteristics
Disability		X		X	
Gender Reassignment		X		X	
Marriage and Civil Partnership		X		X	
Pregnancy and Maternity		X		X	
Race		X		X	
Religion/ belief		X		X	
Sex (Gender)		X		X	
Sexual orientation		X		X	
Socio-economic status		x		X	

7. If you have identified a negative impact, how do you plan to mitigate it?

None identified

Stage 4: Conclusion of the Equality Analysis

8. Which of the following statements best describe the outcome of the EA (Tick one box only)

Please refer to the guidance for carrying out Equality Impact Assessments is available on the intranet for further information about these outcomes and what they mean for your proposal

- Outcome 1** – The EA has not identified any potential for discrimination or negative impact and all opportunities to promote equality are being addressed. **No changes are required.**
- Outcome 2** – The EA has identified adjustments to remove negative impact or to better promote equality. **Actions you propose to take to do this should be included in the Action Plan.**
- Outcome 3** – The EA has identified some potential for negative impact or some missed opportunities to promote equality and it may not be possible to mitigate this fully. **If you propose to continue with proposals you must include the justification for this in Section 10 below, and include actions you propose to take to remove negative impact or to better promote equality in the Action Plan. You must ensure that your proposed action is in line with the PSED to have ‘due regard’ and you are advised to seek Legal Advice.**
- Outcome 4** – The EA shows actual or potential unlawful discrimination. **Stop and rethink your proposals.**

Stage 5: Improvement Action Pan

9. Equality Analysis Improvement Action Plan template – Making adjustments for negative impact

This action plan should be completed after the analysis and should outline action(s) to be taken to mitigate the potential negative impact identified (expanding on information provided in Section 7 above).

Negative impact/ gap in information identified in the Equality Analysis	Action required to mitigate	How will you know this is achieved? e.g. performance measure/ target)	By when	Existing or additional resources?	Lead Officer	Action added to divisional/ team plan?
None identified						

Note that the full impact of the decision may only be known after the proposals have been implemented; therefore it is important the effective monitoring is in place to assess the impact.

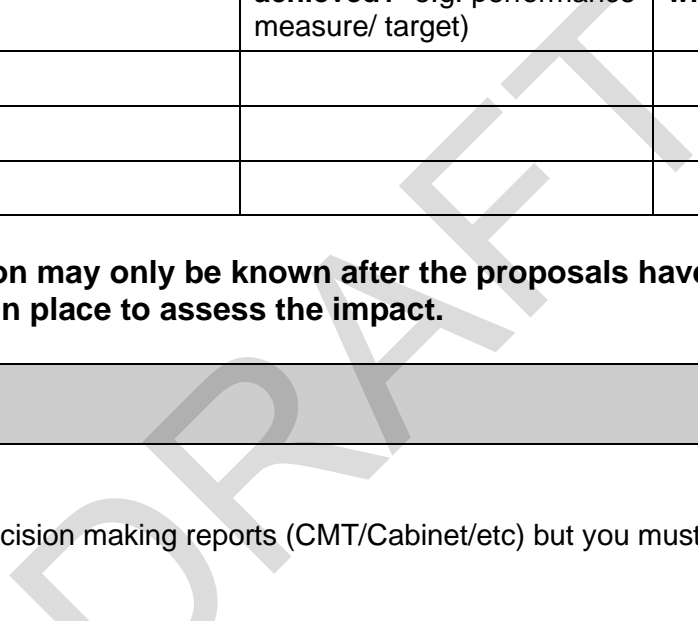
Stage 6: Reporting outcomes

10. Summary of the equality analysis

This section can also be used in your decision making reports (CMT/Cabinet/etc) but you must also attach the assessment to the report, or provide a hyperlink

This Equality Analysis has resulted in an Outcome 1 Assessment
The saving is an adjustment to an underspending budget

Page 3



Stage 7: Sign off by Director/ Head of Service			
Assessment completed by	Allison Jones	Signature: AJ	Date: 5/12/22
Improvement action plan signed off by Director/ Head of Service	Richard Ellis AD Strategy & Commissioning	Signature: RE	Date: 5/12/22

DRAFT



Equality Analysis

What are the proposals being assessed?	CLLF 06 Duke of Edinburgh Award scheme
Which Department/ Division has the responsibility for this?	Education and Early Help

Stage 1: Overview	
Name and job title of lead officer	Keith Shipman, Head of Education Inclusion
1. What are the aims, objectives and desired outcomes of your proposal? (Also explain proposals e.g. reduction/removal of service, deletion of posts, changing criteria etc)	<p>The proposal is to maintain Duke of Edinburgh activity in the Borough by moving:</p> <ul style="list-style-type: none"> - the opportunity of coordination and support for Duke of Edinburgh activities from the Council to the London Duke of Edinburgh team; and - the provision of some Duke of Edinburgh activities from the Council to schools. <p>The proposal would involve the deletion of five posts.</p> <p>Schools currently buy in to Council support, and should they wish to do so, would buy in coordination from the London DfE team. Duke of Edinburgh support is provided in this way in the majority of boroughs.</p> <p>The Council's provision of some activities would move to schools, including the gold and silver awards.</p> <p>In moving towards this new way of working, the Council would support schools to move to their preferred way of working, including encouraging partnership support amongst themselves, building on existing strong partnerships across schools in Merton.</p>
2. How does this contribute to the council's corporate priorities?	The continued provision by schools, with support from the London team would enable a continued focus on the priority Merton as the Borough of Sport.
3. Who will be affected by this proposal? For example who are the external/internal customers, communities, partners, stakeholders, the workforce etc.	This proposal will affect schools which are supported by the service and potentially children and young people who undertake the Duke of Edinburgh award (should schools choose not to buy in support for the programme from the London team, and providing activities themselves, thereby ceasing local opportunities).
4. Is the responsibility shared with another department, authority or organisation? If so, who are the partners and who has overall responsibility?	<p>The responsibility for the delivery of the programme is shared with the London Duke of Edinburgh team who, at the moment, license the Council's work, as well as with schools. Should the proposal to remove the Council's team proceed, schools would need to contract directly with the national team and provide activities themselves.</p> <p>The voluntary sector benefit from the Duke of Edinburgh programme because of the volunteer hours provided by the children and young people.</p> <p>Delivery of the silver award at the John Innes centre provides income to the YMCA.</p>

Stage 2: Collecting evidence/ data

5. What evidence have you considered as part of this assessment?

Provide details of the information you have reviewed to determine the impact your proposal would have on the protected characteristics (equality groups).

Data – pupils involved – numbers, gender, ethnicity, disability.

Stage 3: Assessing impact and analysis

6. From the evidence you have considered, what areas of concern have you identified regarding the potential negative and positive impact on one or more protected characteristics (equality groups)?

Protected characteristic (equality group)	Tick which applies		Tick which applies		Reason Briefly explain what positive or negative impact has been identified
	Positive impact		Potential negative impact		
	Yes	No	Yes	No	
Age		√	√		Should schools choose not to continue with the Duke of Edinburgh programme, children and young people would lose this opportunity
Disability		√	√		The council team provides a service to support the Duke of Edinburgh programme in our special schools – small schools (such as special schools) might find it harder to deliver the programme without support.
Gender Reassignment		√		√	
Marriage and Civil Partnership		√		√	
Pregnancy and Maternity		√		√	
Race		√		√	
Religion/ belief		√		√	
Sex (Gender)		√		√	
Sexual orientation		√		√	
Socio-economic status		√		√	

7. If you have identified a negative impact, how do you plan to mitigate it?

Through consultation with schools encourage their take up of registration with and support from the London Duke of Edinburgh team, and promoting partnership working across schools for delivery of the programme.

Stage 4: Conclusion of the Equality Analysis

8. Which of the following statements best describe the outcome of the EA (Tick one box only)

Please refer to the guidance for carrying out Equality Impact Assessments is available on the intranet for further information about these outcomes and what they mean for your proposal

- Outcome 1** – The EA has not identified any potential for discrimination or negative impact and all opportunities to promote equality are being addressed. **No changes are required.**
- Outcome 2** – The EA has identified adjustments to remove negative impact or to better promote equality. **Actions you propose to take to do this should be included in the Action Plan.**
- Outcome 3** – The EA has identified some potential for negative impact or some missed opportunities to promote equality and it may not be possible to mitigate this fully. **If you propose to continue with proposals you must include the justification for this in Section 10 below, and include actions you propose to take to remove negative impact or to better promote equality in the Action Plan. You must ensure that your proposed action is in line with the PSED to have ‘due regard’ and you are advised to seek Legal Advice.**
- Outcome 4** – The EA shows actual or potential unlawful discrimination. **Stop and rethink your proposals.**

Stage 5: Improvement Action Plan

9. Equality Analysis Improvement Action Plan template – Making adjustments for negative impact

This action plan should be completed after the analysis and should outline action(s) to be taken to mitigate the potential negative impact identified (expanding on information provided in Section 7 above).

Negative impact/ gap in information identified in the Equality Analysis	Action required to mitigate	How will you know this is achieved? e.g. performance measure/ target)	By when	Existing or additional resources?	Lead Officer	Action added to divisional/ team plan?
Children and Young People cease to have the opportunity to take up the Duke of Edinburgh award	Encourage schools' registration with the national team.	Survey of schools	September 2023	Existing	KS	Yes
Smaller schools may find it harder to deliver the programme	Encourage partnership working across local schools (building on the strong tradition of partnership working in Merton)	Survey of schools	September 2023	Existing	KS	Yes

Note that the full impact of the decision may only be known after the proposals have been implemented; therefore it is important the effective monitoring is in place to assess the impact.

Stage 6: Reporting outcomes

10. Summary of the equality analysis

This section can also be used in your decision making reports (CMT/Cabinet/etc) but you must also attach the assessment to the report, or provide a hyperlink

This Equality Analysis has resulted in an Outcome [2](#) Assessment

The key impact would be if schools choose not to contract directly with the London team and work in partnership to maintain the programme, with impact potentially being greater on children and young people with SEND. Should this proposal proceed we would consult with schools and support their move to seeking registration with and support from the London team, and encourage their partnership working.

Stage 7: Sign off by Director/ Head of Service			
Assessment completed by	Keith Shipman (Head of Education Inclusion)	Signature: KS	Date: 14/12/22
Improvement action plan signed off by Director/ Head of Service	Elizabeth Fitzpatrick (AD Education Early Help)	Signature: EF	Date: 14/12/22

DRAFT



Equality Analysis

What are the proposals being assessed?	CLLF 07 Brightwell Specialist Out of School provision re-commissioning
Which Department/ Division has the responsibility for this?	Education and Early Help Division

Stage 1: Overview	
Name and job title of lead officer	Allison Jones, Head of Early Years and Early Help
1. What are the aims, objectives and desired outcomes of your proposal? (Also explain proposals e.g. reduction/removal of service, deletion of posts, changing criteria (c))	<p>By April 2024, the aim is to secure a new provider for the Brightwell Specialist Out of School service.</p> <p>The service provides all year round shortbreaks/respite for children aged 5 – 18, with complex SEND and their families</p> <p>The objective is to secure a comparable service offer, delivered though a commissioned partner who can provide an economy of scale across a wider service offer and a possible relocation of the service.</p> <p>The desired outcome is that families and their children have access to high quality, flexible and responsive shortbreaks/respite across a wider service offer, managed by an organisation with expertise in the field of delivery of shortbreaks/respite.</p> <p><u>Staff</u></p> <p>There are currently approximately 15 permanent staff for 11.62 FTE posts, and staffing numbers fluctuate upwards depending on number of places that are taken up and the needs of the children.</p> <p>This proposal will impact on staffing in terms of adhering to TUPE requirements. A further business case following the council's reorganisation policy will take place once the decision to proceed has been made. This will require its own EIA.</p>
2. How does this contribute to the council's corporate priorities?	This proposal will reinforce ensuring there is the best provision locally for our children and young people with Special Educational Needs and Disabilities.
3. Who will be affected by this proposal? For example who are the external/internal customers, communities, partners,	<p>Service users:</p> <p>There are 30 service users between the ages of 7 – 17, with an average attendance of 6- 8 attendees a session. There are more children attending who are over the age of 11 and up to 17, than there are children in the primary age range</p>

<p>stakeholders, the workforce etc.</p>	<p>Communities: The provision is located in the St Helier ward, however families living across the whole borough access the service</p> <p>Partners/Stakeholders: Children With Disabilities team in Children's Social Care, Kids First, Public Health, special schools, families, suppliers of services, transport and other services that support access to provision for children with SEND. Property services/corporate if a new location is secured</p> <p>Workforce: There are approximately 15 staff at the nursery (11.62 FTE), and staffing numbers fluctuate upwards depending on number of places that are taken up and the needs of the children. This proposal will impact on staffing in terms of adhering to TUPE requirements. A further business case following the council's reorganisation policy will take place once the decision to proceed has been made. This will require its own EIA</p>
<p>4 Is the responsibility shared with another department, authority or organisation? If so, who are the partners and who has overall responsibility?</p>	<p>No, however all children access the service via a referral process predominantly through Children With Disabilities Team</p>

Stage 2: Collecting evidence/ data

5. What evidence have you considered as part of this assessment?

Provide details of the information you have reviewed to determine the impact your proposal would have on the protected characteristics (equality groups).

We have data sets and information to identify and determine the impact of the proposal on protected characteristics. We are aware of the overall impact of this proposal for people with protected characteristics

Data and evidence used has been secured via:

- Registration and attendance data
- ITRENT /local records staff information (to be confirmed)

Information about children with disabilities in Merton via various databases/data sets

Stage 3: Assessing impact and analysis

6. From the evidence you have considered, what areas of concern have you identified regarding the potential negative and positive impact on one or more protected characteristics (equality groups)?

Protected characteristic (equality group)	Tick which applies		Tick which applies		Reason Briefly explain what positive or negative impact has been identified
	Positive impact		Potential negative impact		
	Yes	No	Yes	No	
Age		√		√	<u>Service Users</u> There are no impacts identified as it is intended to secure an alternative provider to deliver services that are required <u>Staffing –(detailed EIA as part of possible reorganisation/outsourcing)</u> TUPE regulations are anticipated to apply and HR and legal advice will be sought as required
Disability		√		√	<u>Service Users</u> There are no impacts identified as it is intended to secure an alternative provider to deliver services that are required, for children and young people with SEND

					<u>Staffing –(detailed EIA as part of possible reorganisation/outsourcing)</u> TUPE regulations are anticipated to apply and HR and legal advice will be sought as required
Gender Reassignment					Not known
Marriage and Civil Partnership					Not known
Pregnancy and Maternity		√		√	<u>Service Users</u> None <u>Staffing –(detailed EIA as part of possible reorganisation/outsourcing)</u> TUPE regulations are anticipated to apply and HR and legal advice will be sought as required
Race		√		√	<u>Service Users</u> There are no impacts identified as it is intended to secure an alternative provider to deliver services that are required <u>Staffing –(detailed EIA as part of possible reorganisation/outsourcing)</u> TUPE regulations are anticipated to apply and HR and legal advice will be sought as required.
Religion/ belief					Not known
Sex (Gender)		√		√	<u>Service Users</u> There are no impacts identified as it is intended to secure an alternative provider to deliver services that are required <u>Staffing –(detailed EIA as part of possible reorganisation/outsourcing)</u> TUPE regulations are anticipated to apply and HR and legal advice will be sought as required.
Sexual orientation					Not known
Socio-economic status		√		√	<u>Service Users</u> There are no impacts identified as it is intended to secure an alternative provider to deliver services that are required <u>Staffing –(detailed EIA as part of possible reorganisation/outsourcing)</u> TUPE regulations are anticipated to apply and HR and legal advice will be sought as required

7. If you have identified a negative impact, how do you plan to mitigate it?

We will commission a new provider to deliver the service with a high level of customer satisfaction. TUPE will apply to staff

Stage 4: Conclusion of the Equality Analysis

8. Which of the following statements best describe the outcome of the EA (Tick one box only)

Please refer to the guidance for carrying out Equality Impact Assessments is available on the intranet for further information about these outcomes and what they mean for your proposal

- Outcome 1** – The EA has not identified any potential for discrimination or negative impact and all opportunities to promote equality are being addressed. **No changes are required.**
- Outcome 2** – The EA has identified adjustments to remove negative impact or to better promote equality. **Actions you propose to take to do this should be included in the Action Plan.**
- Outcome 3** – The EA has identified some potential for negative impact or some missed opportunities to promote equality and it may not be possible to mitigate this fully. **If you propose to continue with proposals you must include the justification for this in Section 10 below, and include actions you propose to take to remove negative impact or to better promote equality in the Action Plan. You must ensure that your proposed action is in line with the PSED to have ‘due regard’ and you are advised to seek Legal Advice.**
- Outcome 4** – The EA shows actual or potential unlawful discrimination. **Stop and rethink your proposals.**

Stage 5: Improvement Action Pan

9. Equality Analysis Improvement Action Plan template – Making adjustments for negative impact

This action plan should be completed after the analysis and should outline action(s) to be taken to mitigate the potential negative impact identified (expanding on information provided in Section 7 above).

Negative impact/ gap in information identified in the Equality Analysis	Action required to mitigate	How will you know this is achieved? e.g. performance measure/ target)	By when	Existing or additional resources?	Lead Officer	Action added to divisional/ team plan?
A reshaped offer may result in service changes, affecting families possible negatively and positively depending on need and circumstance	Consultation Coproducton Procurement process Service specification meets need	New provider delivers service and high level customer satisfaction	April 2024	Existing	Allison Jones	Y
Changes to staffing are expected due to TUPE, and anticipated move to a new employer	Support staff to take up training and develop skills so they have opportunities across the sector in alternative employment if applicable Follow policies and seek advice and guidance from Equality and Community Cohesion Officer and HR at the point of implementing the start point of the process	Reorganisation implemented, staff access training and skill development Staff access new roles either in Council, in new employment	April 2024	Existing	Allison Jones	Y

Note that the full impact of the decision may only be known after the proposals have been implemented; therefore it is important the effective monitoring is in place to assess the impact.

Stage 6: Reporting outcomes

10. Summary of the equality analysis

This section can also be used in your decision making reports (CMT/Cabinet/etc) but you must also attach the assessment to the report, or provide a hyperlink

This Equality Analysis has resulted in an Outcome 2 Assessment
We have identified some potential impacts as set out above, but as it is our intention to continue to provide the service but with an external provider these can be mitigated by the specification of that service and the choice of the new provider.

Stage 5: Sign off by Director/ Head of Service			
Assessment completed by	Allison Jones	Signature: AJ	Date: 21/12/22
Improvement action plan signed off by Director/ Head of Service	Elizabeth Fitzpatrick	Signature: EF	Date: 21/12/22

Equality Analysis

Please refer to the guidance for carrying out Equality Analysis (available on the intranet).
 Text in blue is intended to provide guidance – you can delete this from your final version.

What are the proposals being assessed?	A review of parking permit prices in Controlled Parking Zones, principally to catch up with inflation since January 2020.(ENV2023-24 11)
Which Department/ Division has the responsibility for this?	ECPS/ Public Protection/ Parking Services

Stage 1: Overview	
Name and job title of lead officer	Gavin Moore, Parking Services
1. What are the aims, objectives and desired outcomes of your proposal? (Also explain proposals e.g. reduction/removal of service, deletion of posts, changing criteria etc)	A review of parking permit prices in Controlled Parking Zones, principally to catch up with inflation since January 2020. In addition: <ul style="list-style-type: none"> Reform of visitor charges to better meet the needs of cared-for residents
2. How does this contribute to the council's corporate priorities?	The proposals will ensure that charges are sufficient to meet the costs of parking services, supporting considerate and legal parking and driving, and financial self-sufficiency and efficiency: Civic Pride Reform of visitor pricing will seek to provide better options for carers: Civic Pride
3. Who will be affected by this proposal? For example, who are the external/internal customers, communities, partners, stakeholders, the workforce etc.	1. Residents who own cars in CPZs and wish to park on-street 2. Cared-for residents whose carers require parking in CPZs
4. Is the responsibility shared with another department, authority or organisation? If so, who are the partners and who has overall responsibility?	Future Merton/Highways, but this is a Parking Services lead

Page 77

Stage 2: Collecting evidence/ data

5. What evidence have you considered as part of this assessment?

Provide details of the information you have reviewed to determine the impact your proposal would have on the protected characteristics (equality groups).

We have records of current permit issuance.

Car ownership is associated with relatively higher income levels and wealth, and is therefore less common amongst the specific equality groups identified below.

Stage 3: Assessing impact and analysis

6. From the evidence you have considered, what areas of concern have you identified regarding the potential negative and positive impact on one or more protected characteristics (equality groups)?

Page 78

Protected characteristic (equality group)	Tick which applies		Tick which applies		Reason Briefly explain what positive or negative impact has been identified
	Positive impact		Potential negative impact		
	Yes	No	Yes	No	
Age		X		X	People under 21 and over 65 are less likely to be car owners
Disability	X			X	Reform of visitor charges will seek to improve our offer to carers
Gender Reassignment		X		X	No disproportionate impact
Marriage and Civil Partnership		X		X	No disproportionate impact
Pregnancy and Maternity		X		X	No disproportionate impact
Race		X		X	No disproportionate impact
Religion/ belief		X		X	No disproportionate impact
Sex (Gender)		X		X	Men are more likely to be car owners than women
Sexual orientation		X		X	No disproportionate impact
Socio-economic status		X	X		Possible impact – higher prices may impact more on drivers who are less wealthy than other car owners. However, car owners typically have higher incomes and wealth than households who cannot afford a car.

7. If you have identified a negative impact, how do you plan to mitigate it?

An increase in permit prices of £10-£30 p.a. is of low impact compared to the cost of owning and keeping a car on the road, which insurance companies estimate to be at least £3k p.a.

Stage 4: Conclusion of the Equality Analysis

8. Which of the following statements best describe the outcome of the EA (Tick one box only)

Please refer to the guidance for carrying out Equality Impact Assessments is available on the intranet for further information about these outcomes and what they mean for your proposal

- Outcome 1** – The EA has not identified any potential for discrimination or negative impact and all opportunities to promote equality are being addressed. **No changes are required.**
- Outcome 2** – The EA has identified adjustments to ...better promote equality. **Actions you propose to take to do this should be included in the Action Plan.**
- Outcome 3** – The EA has identified some potential for negative impact or some missed opportunities to promote equality and it may not be possible to mitigate this fully. **If you propose to continue with proposals you must include the justification for this in Section 10 below, and include actions you propose to take to remove negative impact or to better promote equality in the Action Plan. You must ensure that your proposed action is in line with the PSED to have 'due regard' and you are advised to seek Legal Advice.**
- Outcome 4** – The EA shows actual or potential unlawful discrimination. **Stop and rethink your proposals.**

Stage 5: Improvement Action Pan

9. Equality Analysis Improvement Action Plan template – Making adjustments

This action plan should be completed after the analysis and should outline action(s) to be taken to mitigate the potential negative impact identified (expanding on information provided in Section 7 above).

Potential Negative or Positive Impact	Action required	How will you know this is achieved? e.g. performance measure/ target)	By when	Existing or additional resources?	Lead Officer	Action added to divisional/ team plan?
Provide better parking permit options for carers and cared-for	Reform of visitor permit options and prices	Develop proposals and implement Analyse uptake of revised offer	Q4 22/23 Q1 2024/5	Existing	Gavin Moore	Yes
Higher permit prices of £10-£30 p.a. may have a marginally greater impact on car owners who are not as well off as other car owners	None. Permit prices are a service charge for the management and enforcement of CPZs, and of equal benefit for all resident car owners.	n/a	n/a	n/a	n/a	n/a

Note that the full impact of the decision may only be known after the proposals have been implemented; therefore it is important the effective monitoring is in place to assess the impact.


Stage 6: Reporting outcomes

10. Summary of the equality analysis

This section can also be used in your decision making reports (CMT/Cabinet/etc) but you must also attach the assessment to the report, or provide a hyperlink

This Equality Analysis has resulted in an Outcome [2](#) Assessment

The Action will essentially be the review of visitor parking permit options to better meet the needs of the cared-for and their carers. This work has not yet been undertaken.

Stage 7: Sign off by Director/ Head of Service			
Assessment completed by	Gavin Moore, Parking Services	Signature: gavin.moore@merton.gov.uk	Date: 02/12/2022
Improvement action plan signed off by Director/ Head of Service	Adrian Ash, Executive Director of Environment, Civic Pride and Climate	Signature: 	Date: 07/12/2022

DRAFT

Equality Analysis

Please refer to the guidance for carrying out Equality Analysis (available on the intranet).
 Text in blue is intended to provide guidance – you can delete this from your final version.

What are the proposals being assessed?	ENV2023-24 12 Revenue saving of £54,000 from 2024/5. Road Safety Officer and School Travel Support
Which Department/ Division has the responsibility for this?	E&R Sustainable Communities (Future Merton)

Stage 1: Overview

Name and job title of lead officer	Paul McGarry, Head of Future Merton
1. What are the aims, objectives and desired outcomes of your proposal? (Also explain proposals e.g. reduction/removal of service, deletion of posts, changing criteria etc)	<p>Budget savings to be achieved through deletion of a revenue funded road safety post in FutureMerton’s budget from 2024-25 onwards.</p> <p>The saving equates to 100% of the service and deletion of the post.</p> <p>Officers will seek alternative external funding sources in future funding rounds, either via TFL Local Implementation Plan, charging schools for the service or recycling of school streets ANPR income. If no external funding is sought, the post would be vulnerable.</p> <p>EQIA Outcome 2 – mitigation sought through alternative funding sources.</p>
2. How does this contribute to the council’s corporate priorities?	The proposal seeks to reduce revenue spend in line with the Councils savings targets and medium term financial strategy.
3. Who will be affected by this proposal? For example who are the external/internal customers, communities, partners, stakeholders, the workforce etc.	<p>The post currently delivers cycle training, school travel plans and other sustainable transport initiatives. However, alternative options are being explored for future via Public Health and the Healthy Streets Programme or by external sponsored provision.</p> <p>The saving (if no external funding is found) would impact on the Council’s ability to support safe and active travel to schools, school cycle training service and maintaining school travel plans.</p>
4. Is the responsibility shared with another department, authority or	N/A

organisation? If so, who are the partners and who has overall responsibility?

DRAFT

Stage 2: Collecting evidence/ data

5. What evidence have you considered as part of this assessment?

Provide details of the information you have reviewed to determine the impact your proposal would have on the protected characteristics (equality groups).

The saving is required to adhere to the Council's medium term financial strategy. Whilst the services are valued by users; it is a non-statutory function of the traffic and highways service.

Officers intend to seek alternative external funding for the post in future bidding rounds to TFL; or by working in partnership with Public Health to support active travel more broadly; particularly around schools.

Road safety around schools has been boosted since 2020 with the introduction of 28 School Streets and the adoption of TFL STARZ online cycle training programmes to offset some of the demand for physical on-site training.

Stage 3: Assessing impact and analysis

6. From the evidence you have considered, what areas of concern have you identified regarding the potential negative and positive impact on one or more protected characteristics (equality groups)?

Protected characteristic (equality group)	Tick which applies		Tick which applies		Reason Briefly explain what positive or negative impact has been identified
	Positive impact		Potential negative impact		
	Yes	No	Yes	No	
Age			x		The proposal could disproportionately affect younger residents who, via schools, benefit from the outcomes of school travel plans and cycle training initiatives. Younger road users are some of the most vulnerable.
Disability				x	As above
Gender Reassignment				x	As above
Marriage and Civil Partnership				X	As above
Pregnancy and Maternity				X	As above
Race				X	As above
Religion/ belief				X	As above

Sex (Gender)				X	As above
Sexual orientation				X	As above
Socio-economic status				X	As above

DRAFT

7. If you have identified a negative impact, how do you plan to mitigate it?

The proposal could disproportionately affect younger residents who, via schools, benefit from the outcomes of school travel plans and cycle training initiatives. Younger road users are some of the most vulnerable. The Council has taken mitigation steps by rolling out 28 school streets; reducing road danger near schools. Whilst the revenue saving would mean stopping the service; this may be mitigated through seeking external funding, or recycling income from School Streets activities (ANPR fines) to support the ongoing delivery of the service.

Stage 4: Conclusion of the Equality Analysis

8. Which of the following statements best describe the outcome of the EA (Tick one box only)

Please refer to the guidance for carrying out Equality Impact Assessments is available on the intranet for further information about these outcomes and what they mean for your proposal

- Outcome 1** – The EA has not identified any potential for discrimination or negative impact and all opportunities to promote equality are being addressed.
- Outcome 2** – The EA has identified adjustments to remove negative impact or to better promote equality.
- Outcome 3** – The EA has identified some potential for negative impact or some missed opportunities to promote equality and it may not be possible to mitigate this fully.
- Outcome 4** – The EA shows actual or potential unlawful discrimination.

Stage 5: Improvement Action Pan

9. Equality Analysis Improvement Action Plan template – Making adjustments for negative impact

This action plan should be completed after the analysis and should outline action(s) to be taken to mitigate the potential negative impact identified (expanding on information provided in Section 7 above).

Negative impact/ gap in information identified in the Equality Analysis	Action required to mitigate	How will you know this is achieved? e.g. performance measure/ target)	By when	Existing or additional resources?	Lead Officer	Action added to divisional/ team plan?
Potential negative impact on younger road users and school road safety	Greater onus on schools to promote road safety and partnership working with Public Health (Heathy Streets) to support schools in promoting active travel	Schools taking greater ownership of having up-to-date School Travel Plans. Promotion of active travel through the walking and cycling strategy	March 2025	Existing	PMcG	TBC

Page 87

Note that the full impact of the decision may only be known after the proposals have been implemented; therefore it is important the effective monitoring is in place to assess the impact.

Stage 6: Reporting outcomes

10. Summary of the equality analysis

This section can also be used in your decision making reports (CMT/Cabinet/etc) but you must also attach the assessment to the report, or provide a hyperlink

This Equality Analysis has resulted in a Negative 2 Assessment Outcome with mitigation
<ul style="list-style-type: none"> The saving equates to the cessation of the service (subject to future external funding bids in 2024/5)

Stage 7: Sign off by Director/ Head of Service			
Assessment completed by	Paul McGarry Head of FutureMerton	Signature:PMcG	Date:5/1/23
Improvement action plan signed off by Director/ Head of Service	Adrian Ash, Director for Environment and Regeneration	Signature:AA	Date:5/1/23

DRAFT

Equality Analysis

Please refer to the guidance for carrying out Equality Analysis (available on the intranet).
 Text in blue is intended to provide guidance – you can delete this from your final version.

What are the proposals being assessed?	ENV2023-24 13 Revenue saving of £32,000 from 2024/5. Provision of borough Christmas decorations.
Which Department/ Division has the responsibility for this?	E&R Sustainable Communities (Future Merton)

Stage 1: Overview

Name and job title of lead officer	Paul McGarry, Head of Future Merton
1. What are the aims, objectives and desired outcomes of your proposal? (Also explain proposals e.g. reduction/removal of service, deletion of posts, changing criteria etc)	<p>Budget savings to be achieved through reduction of revenue funding in FutureMerton’s budget from 2024-25 onwards.</p> <p>The saving equates to 100% of the service.</p> <p>Provision of Christmas Decorations – FutureMerton delivers on the installation and maintenance of the borough’s Christmas lights and town centre Christmas trees.</p> <p>This saving could potentially move the provision of Christmas decorations and the installation of lights from the service’s revenue remit. In the interim Civic Pride Fund reserves could be used to fund the Christmas activities whilst other sustainable funding alternatives are sourced, either by partners or external sponsorship. Switching the installation of festive lighting to the Civic Pride fund will achieve the required revenue saving in the service area.</p> <p>EA Outcome 1 – no impact</p>
2. How does this contribute to the council’s corporate priorities?	The proposal seeks to reduce revenue spend in line with the Councils savings targets and medium term financial strategy.
3. Who will be affected by this proposal? For example who are the external/internal customers, communities, partners,	The proposal seeks to move the festive lighting costs from the service revenue budget, to the Civic Pride Fund to ensure the ongoing provision of festive lighting whilst alternative sources of funding or sponsorship are considered from 2026/7 onward.

stakeholders, the workforce etc.	
4. Is the responsibility shared with another department, authority or organisation? If so, who are the partners and who has overall responsibility?	N/A

DRAFT

Stage 2: Collecting evidence/ data

5. What evidence have you considered as part of this assessment?

Provide details of the information you have reviewed to determine the impact your proposal would have on the protected characteristics (equality groups).

N/A – proposal is to move funding from revenue to reserves whilst maintaining the service.

Stage 3: Assessing impact and analysis

6. From the evidence you have considered, what areas of concern have you identified regarding the potential negative and positive impact on one or more protected characteristics (equality groups)?

Pas 1691

Protected characteristic (equality group)	Tick which applies		Tick which applies		Reason Briefly explain what positive or negative impact has been identified
	Positive impact		Potential negative impact		
	Yes	No	Yes	No	
Age				x	N/A – provision of festive lighting has no impact on age
Disability				x	N/A – provision of festive lighting has no impact on disability
Gender Reassignment				x	N/A – provision of festive lighting has no impact on gender reassignment
Marriage and Civil Partnership				X	N/A – provision of festive lighting has no impact on partnership status
Pregnancy and Maternity				X	N/A – provision of festive lighting has no impact on maternity
Race				X	N/A – provision of festive lighting has no impact on race
Religion/ belief				X	Festive lighting supports town centres and high streets primarily; though is considered as a celebration of Christmas in the Christian calendar.
Sex (Gender)				X	N/A – provision of festive lighting has no impact on gender
Sexual orientation				X	N/A – provision of festive lighting has no impact on sexual orientation
Socio-economic status				X	N/A – provision of festive lighting has no impact on economic status

7. If you have identified a negative impact, how do you plan to mitigate it?

N/A

Stage 4: Conclusion of the Equality Analysis**8. Which of the following statements best describe the outcome of the EA (Tick one box only)**

Please refer to the guidance for carrying out Equality Impact Assessments is available on the intranet for further information about these outcomes and what they mean for your proposal

- Outcome 1** – The EA has not identified any potential for discrimination or negative impact and all opportunities to promote equality are being addressed.
- Outcome 2** – The EA has identified adjustments to remove negative impact or to better promote equality.
- Outcome 3** – The EA has identified some potential for negative impact or some missed opportunities to promote equality and it may not be possible to mitigate this fully.
- Outcome 4** – The EA shows actual or potential unlawful discrimination.

Stage 5: Improvement Action Pan

9. Equality Analysis Improvement Action Plan template – Making adjustments for negative impact

This action plan should be completed after the analysis and should outline action(s) to be taken to mitigate the potential negative impact identified (expanding on information provided in Section 7 above).

Negative impact/ gap in information identified in the Equality Analysis	Action required to mitigate	How will you know this is achieved? e.g. performance measure/ target)	By when	Existing or additional resources?	Lead Officer	Action added to divisional/ team plan?

Note that the full impact of the decision may only be known after the proposals have been implemented; therefore it is important the effective monitoring is in place to assess the impact.

Stage 6: Reporting outcomes

Page 63

10. Summary of the equality analysis

This section can also be used in your decision making reports (CMT/Cabinet/etc) but you must also attach the assessment to the report, or provide a hyperlink

This Equality Analysis is an Outcome 1 1 Assessment

Stage 7: Sign off by Director/ Head of Service			
Assessment completed by	Paul McGarry Head of FutureMerton	Signature:PMcG	Date:5/1/23
Improvement action plan signed off by Director/ Head of Service	Adrian Ash, Director for Environment and Regeneration	Signature:AA	Date:5/1/23

DRAFT

Equality Analysis

Please refer to the guidance for carrying out Equality Analysis (available on the intranet).
 Text in blue is intended to provide guidance – you can delete this from your final version.

What are the proposals being assessed?	ENV2023-24 14 Revenue saving of £30,000 from 2024/5. Cessation of various professional development subscriptions.
Which Department/ Division has the responsibility for this?	E&R Sustainable Communities (Future Merton)

Stage 1: Overview	
Name and job title of lead officer	Paul McGarry, Head of Future Merton
1. What are the aims, objectives and desired outcomes of your proposal? (Also explain proposals e.g. reduction/removal of service, deletion of posts, changing criteria etc)	<p>This saving would be from reviewing all subscriptions that are currently funded by the Council, with the retention of one professional membership for officers.</p> <p>The withdrawal of this will mean that support received automatically as a result of being a subscription holder will reduce direct access to certain organisations such as New London Architecture and Urban Design London and so alternative methods of Continuous Professional Development and networking will need to be explored.</p> <p>EQIA Outcome 2 – requires mitigation.</p>
2. How does this contribute to the council's corporate priorities?	The proposal seeks to reduce revenue spend in line with the Councils savings targets and medium term financial strategy.
3. Who will be affected by this proposal? For example who are the external/internal customers, communities, partners, stakeholders, the workforce etc.	The proposal seeks to reduce access to built-environment specific training and networks which contribute to ongoing professional development. The proposal only affects staff development rather than residents. Will also require review of LBM learning and development / people strategy to support professional development specific to the service area.
4. Is the responsibility shared with another department, authority or organisation? If so, who are the partners and who has overall responsibility?	N/A

Stage 2: Collecting evidence/ data

5. What evidence have you considered as part of this assessment?

Provide details of the information you have reviewed to determine the impact your proposal would have on the protected characteristics (equality groups).

The proposal is to achieve savings through the consolidation of professional development and learning networks.

Urban Design London (UDL)

About ← Urban Design London

Subscription provides access to a number of seminars, learning (real life and online) and site visits; sharing best practice in Planning, Urban Design, Streets and Public Spaces and now; lower carbon planning and retrofits. Used by Regeneration, Highways and Development Control.

Annual Subscription c4000 p/a.

Future of London (FOL)

Future of London - The capital's network for built environment practitioners

Subscription provides access to networking events (sharing best practice in Planning, Regeneration, Council Housebuilding, low carbon building.

No periodicals, but access to research papers / Lobbying for London on planning matters.

Subscription also provides for one candidate per year to join FOL Leaders and Leaders plus, for staff wishing to progress their career through a programme leadership training and mentoring. Used by FutureMerton and Development Control.

Annual subscription c£4500 p/a

New London Architecture (NLA)

New London Architecture (nla.london)

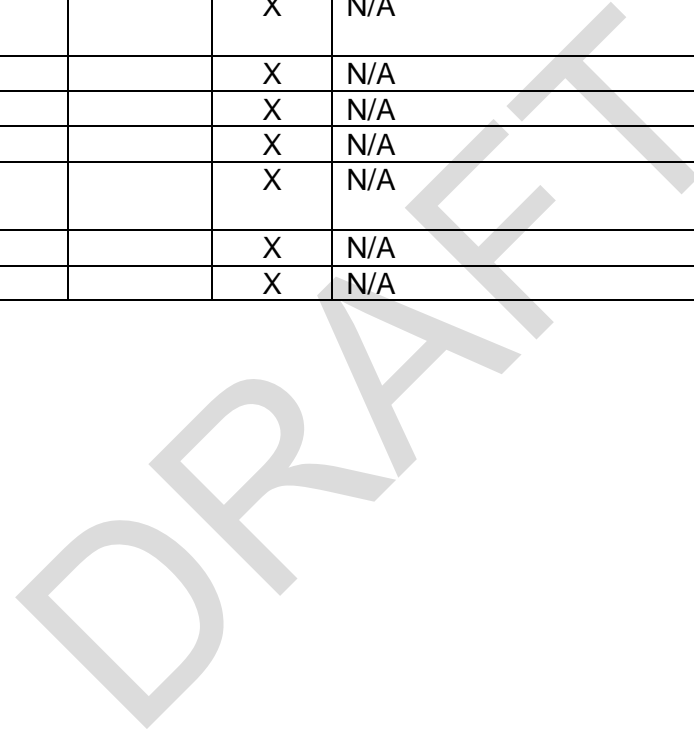
Subscription provides access to seminars, learning, expert panels, site visits and publications including research papers as well as the New London Quarterly magazine. NLA also showcase borough projects in their gallery, at the MIPIM and London Real Estate Forum conferences. Paper. Used by FutureMerton, Planning and Members who also attend events and receive publications.

Annual Subscription c£4500 p/a

Stage 3: Assessing impact and analysis

6. From the evidence you have considered, what areas of concern have you identified regarding the potential negative and positive impact on one or more protected characteristics (equality groups)?

Protected characteristic (equality group)	Tick which applies Positive impact		Tick which applies Potential negative impact		Reason Briefly explain what positive or negative impact has been identified
	Yes	No	Yes	No	
	Age				
Disability				X	N/A
Gender Reassignment				X	N/A
Marriage and Civil Partnership				X	N/A
Pregnancy and Maternity				X	N/A
Race				X	N/A
Religion/ belief				X	N/A
Sex (Gender)				X	N/A
Sexual orientation				X	N/A
Socio-economic status				X	N/A



7. If you have identified a negative impact, how do you plan to mitigate it?

Potential impacts on access to learning and professional development could have a negative impact on age, race and gender in terms of specific training opportunities. This will be mitigated through identifying service / profession specific learning and development needs, including online seminars and learning; through the appraisal process and the Council's Learning & Development and People Strategy.

Stage 4: Conclusion of the Equality Analysis

8. Which of the following statements best describe the outcome of the EA (Tick one box only)

Please refer to the guidance for carrying out Equality Impact Assessments is available on the intranet for further information about these outcomes and what they mean for your proposal

- Outcome 1** – The EA has not identified any potential for discrimination or negative impact and all opportunities to promote equality are being addressed..
- Outcome 2** – The EA has identified adjustments to remove negative impact or to better promote equality.
- Outcome 3** – The EA has identified some potential for negative impact or some missed opportunities to promote equality and it may not be possible to mitigate this fully..
- Outcome 4** – The EA shows actual or potential unlawful discrimination..

DRAFT

Stage 5: Improvement Action Pan

9. Equality Analysis Improvement Action Plan template – Making adjustments for negative impact

This action plan should be completed after the analysis and should outline action(s) to be taken to mitigate the potential negative impact identified (expanding on information provided in Section 7 above).

Negative impact/ gap in information identified in the Equality Analysis	Action required to mitigate	How will you know this is achieved? e.g. performance measure/ target)	By when	Existing or additional resources?	Lead Officer	Action added to divisional/ team plan?

Note that the full impact of the decision may only be known after the proposals have been implemented; therefore it is important the effective monitoring is in place to assess the impact.

Stage 6: Reporting outcomes

10. Summary of the equality analysis

This section can also be used in your decision making reports (CMT/Cabinet/etc) but you must also attach the assessment to the report, or provide a hyperlink

This Equality Analysis has resulted in a Neutral [add](#) Assessment Outcome

Page 69

Stage 7: Sign off by Director/ Head of Service			
Assessment completed by	Paul McGarry Head of FutureMerton	Signature:PMcG	Date:5/1/23
Improvement action plan signed off by Director/ Head of Service	Adrian Ash, Director for Environment and Regeneration	Signature:AA	Date:5/1/23

DRAFT

Equality Analysis

Please refer to the guidance for carrying out Equality Analysis (available on the intranet).
 Text in blue is intended to provide guidance – you can delete this from your final version.

What are the proposals being assessed?	ENV2023-24 15 Revenue saving of £50,000 from 2024/5. Highway Conditions Surveys.
Which Department/ Division has the responsibility for this?	E&R Sustainable Communities (Future Merton)

Stage 1: Overview	
Name and job title of lead officer	Paul McGarry, Head of Future Merton
1. What are the aims, objectives and desired outcomes of your proposal? (Also explain proposals e.g. reduction/removal of service, deletion of posts, changing criteria etc)	<p>This saving would be achieved by reducing the revenue budget allocated towards highway condition surveys.</p> <p>The radar conditions surveys help prioritise the resurfacing programme. The service can be funded via additional highway income or by revised contractual arrangements.</p> <p>This saving is 100% of the revenue budget for this service (to then be covered via increased income elsewhere in the service)</p> <p>EQIA Outcome 1 – no impact</p>
2. How does this contribute to the council's corporate priorities?	The proposal seeks to reduce revenue spend in line with the Councils savings targets and medium term financial strategy.
3. Who will be affected by this proposal? For example who are the external/internal customers, communities, partners, stakeholders, the workforce etc.	The proposal seeks to reduce the revenue available to commission contractors to undertake annual radar surveys of Merton's road network. The Council will still undertake regular highway inspections manually. It is also proposed that whilst the cost is removed from the team's revenue budget; the service can still be provided through increased income through fees and charges on the highway network.
4. Is the responsibility shared with another department, authority or organisation? If so, who are the partners and who has overall responsibility?	N/A

Stage 2: Collecting evidence/ data

5. What evidence have you considered as part of this assessment?

Provide details of the information you have reviewed to determine the impact your proposal would have on the protected characteristics (equality groups).

The proposal is to achieve savings by reducing the revenue budget and replacing it with increased income to maintain the annual surveys related to the capital programme.

Stage 3: Assessing impact and analysis

6. From the evidence you have considered, what areas of concern have you identified regarding the potential negative and positive impact on one or more protected characteristics (equality groups)?

Protected characteristic (equality group)	Tick which applies		Tick which applies		Reason Briefly explain what positive or negative impact has been identified
	Positive impact		Potential negative impact		
	Yes	No	Yes	No	
Age				x	N/A
Disability				x	N/A
Gender Reassignment				x	N/A
Marriage and Civil Partnership				X	N/A
Pregnancy and Maternity				X	N/A
Race				X	N/A
Religion/ belief				X	N/A
Sex (Gender)				X	N/A
Sexual orientation				X	N/A
Socio-economic status				X	N/A

7. If you have identified a negative impact, how do you plan to mitigate it?

N/A

Stage 4: Conclusion of the Equality Analysis

8. Which of the following statements best describe the outcome of the EA (Tick one box only)

Please refer to the guidance for carrying out Equality Impact Assessments is available on the intranet for further information about these outcomes and what they mean for your proposal

- Outcome 1** – The EA has not identified any potential for discrimination or negative impact and all opportunities to promote equality are being addressed. **No changes are required.**
- Outcome 2** – The EA has identified adjustments to remove negative impact or to better promote equality. **Actions you propose to take to do this should be included in the Action Plan.**
- Outcome 3** – The EA has identified some potential for negative impact or some missed opportunities to promote equality and it may not be possible to mitigate this fully. **If you propose to continue with proposals you must include the justification for this in Section 10 below, and include actions you propose to take to remove negative impact or to better promote equality in the Action Plan. You must ensure that your proposed action is in line with the PSED to have ‘due regard’ and you are advised to seek Legal Advice.**
- Outcome 4** – The EA shows actual or potential unlawful discrimination. **Stop and rethink your proposals.**

Stage 5: Improvement Action Pan

9. Equality Analysis Improvement Action Plan template – Making adjustments for negative impact

This action plan should be completed after the analysis and should outline action(s) to be taken to mitigate the potential negative impact identified (expanding on information provided in Section 7 above).

Negative impact/ gap in information identified in the Equality Analysis	Action required to mitigate	How will you know this is achieved? e.g. performance measure/ target)	By when	Existing or additional resources?	Lead Officer	Action added to divisional/ team plan?

Note that the full impact of the decision may only be known after the proposals have been implemented; therefore it is important the effective monitoring is in place to assess the impact.

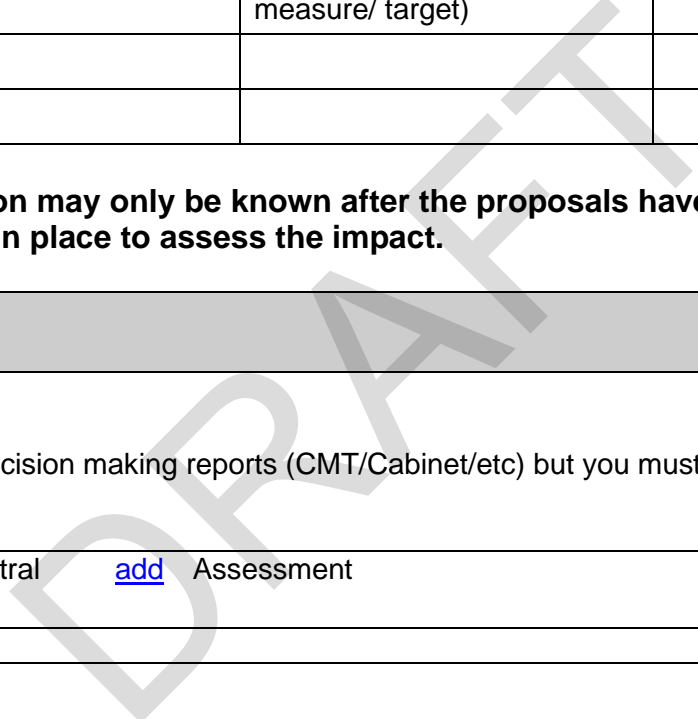
Stage 6: Reporting outcomes

10. Summary of the equality analysis

This section can also be used in your decision making reports (CMT/Cabinet/etc) but you must also attach the assessment to the report, or provide a hyperlink

This Equality Analysis has resulted in a Neutral add Assessment Outcome

Page 104



Stage 7: Sign off by Director/ Head of Service			
Assessment completed by	Paul McGarry Head of FutureMerton	Signature:PMcG	Date:5/1/23
Improvement action plan signed off by Director/ Head of Service	Adrian Ash, Director for Environment and Regeneration	Signature:AA	Date:5/1/23

DRAFT

Equality Analysis

Please refer to the guidance for carrying out Equality Analysis (available on the intranet).
 Text in blue is intended to provide guidance – you can delete this from your final version.

What are the proposals being assessed?	Greenspaces: Partnership and Spend to Save Projects (ENV2023-24 16)
Which Department/ Division has the responsibility for this?	Public Space Greenspace

Stage 1: Overview	
Name and job title of lead officer	Andrew Kauffman Head of Parks Services
1. What are the aims, objectives and desired outcomes of your proposal? (Also explain proposals e.g. reduction/removal of service, deletion of posts, changing criteria etc)	<p>The LBM and LTA are preparing an options appraisal that would see LBM tendering use of the boroughs courts to Licensed Tennis Coaches so that they could charge for Tennis Coaching.</p> <p>The income from licensed coaches would generate the £80,000 sinking fund as well as generate a surplus income of circa £30,000 per year</p>
2. How does this contribute to the council's corporate priorities?	Borough of Sport
3. Who will be affected by this proposal? For example who are the external/internal customers, communities, partners, stakeholders, the workforce etc.	<p>Who are your customers (staff, service users, stakeholders, partners etc)</p> <p>Licensed tennis coaches that would need to pay a market rate for the use of fully refurbished courts</p> <p>Residents and non-residents that would need to pay a premium for getting tennis coaching on the boroughs courts</p> <p>Who will your proposals benefit?</p> <p>Council who would see income that could be reinvested back into the future management and maintenance of its hard surface court infrastructure</p> <p>How will your proposals benefit the council</p> <p>Councils Increased income above sinking fund base line could offset budget pressures in other services</p>
4. Is the responsibility shared with another department, authority or organisation? If so, who are the partners and who has overall responsibility?	<p>State here whether there are any other service areas, divisions, directorates, partner agencies (such as contracted organisations), other statutory bodies (e.g. the police, other councils etc) or the community and voluntary sector involved in the delivery of this function.</p> <p>LBM Leisure Services</p> <p>LBM Service providers Idverde UK (Who would still control 10no courts at Wimbledon Park so as not to impact on Phase C Lot 2 contract)</p>

DRAFT

Stage 2: Collecting evidence/ data

5. What evidence have you considered as part of this assessment?

Provide details of the information you have reviewed to determine the impact your proposal would have on the protected characteristics (equality groups).

List the type of evidence / Analysis of what this evidence tells you regarding the impact on the protected characteristics (equality groups).

National analysis of Tennis Coaching Charging Models conducted by partner organization and sports governing body The Lawn Tennis Association

What impact has this evidence had on what you are proposing?

We have used these National and Regional data sets to build a model for the local market for tennis coaching

If there are gaps in data (for example information not being available) you may have to address this by including plans to generate this information within your action plan.

We may need further park user surveys locally to gauge potential impacts in the socio economic groups in West / Centre and East of the borough

Stage 3: Assessing impact and analysis

6. From the evidence you have considered, what areas of concern have you identified regarding the potential negative and positive impact on one or more protected characteristics (equality groups)?

Protected characteristic (equality group)	Tick which applies		Tick which applies		Reason Briefly explain what positive or negative impact has been identified
	Positive impact		Potential negative impact		
	Yes	No	Yes	No	
Age	X		X		Investment in sports infrastructure would see more residents able to access good quality hard surface courts although there is a bias towards courts in West and Central Wards
Disability	x			X	Great accessible courts due to infrastructure investment
Gender Reassignment				X	
Marriage and Civil Partnership				X	
Pregnancy and Maternity				X	
Race				X	
Religion/ belief				X	
Sex (Gender)				X	

Sexual orientation				X	
Socio-economic status				X	Group might be greater impacted by the increased price of tennis coaching although greater access to good quality courts to play tennis for FREE would far outweigh the disbenefit.

DRAFT

7. If you have identified a negative impact, how do you plan to mitigate it?

Summarise actions you plan to mitigate the negative impact(s) identified above. Detail for these actions should be included in the Improvement Action Plan (Section 9 below).

Increasing price point for chargeable tennis coaching and % time lost on courts would be far out weighed by FREE play and pay to play tennis access on improved court through the infrastructure development.

Stage 4: Conclusion of the Equality Analysis

8. Which of the following statements best describe the outcome of the EA (Tick one box only)

Please refer to the guidance for carrying out Equality Impact Assessments is available on the intranet for further information about these outcomes and what they mean for your proposal

- Outcome 1** – The EA has not identified any potential for discrimination or negative impact and all opportunities to promote equality are being addressed..
- Outcome 2** – The EA has identified adjustments to remove negative impact or to better promote equality.
- Outcome 3** – The EA has identified some potential for negative impact or some missed opportunities to promote equality and it may not be possible to mitigate this fully.
- Outcome 4** – The EA shows actual or potential unlawful discrimination..

Stage 5: Improvement Action Plan

9. Equality Analysis Improvement Action Plan template – Making adjustments for negative impact

This action plan should be completed after the analysis and should outline action(s) to be taken to mitigate the potential negative impact identified (expanding on information provided in Section 7 above).

Negative impact/ gap in information identified in the Equality Analysis	Action required to mitigate	How will you know this is achieved? e.g. performance measure/ target)	By when	Existing or additional resources?	Lead Officer	Action added to divisional/ team plan?
Increased price for tennis coaching in Merton due to charges inferred to coaches for the use of the court	Strong coaching contract	Sports usership survey annually	23-25	Existing staff time ownus on coaches to provide the date under term of the contract	AK	
Reduced access to % of courts allocated to tennis coaches for	Strong coaching contracts with Community User agreements	Annual user agreement	23-25	Existing staff time ownus on coaches to provide the date under term of the contract	AK	

Note that the full impact of the decision may only be known after the proposals have been implemented; therefore it is important the effective monitoring is in place to assess the impact.

Stage 6: Reporting outcomes

10. Summary of the equality analysis

This section can also be used in your decision making reports (CMT/Cabinet/etc) but you must also attach the assessment to the report, or provide a hyperlink

This Equality Analysis has resulted in an Outcome [add](#) Assessment

Please include here a summary of the key findings of your assessment.

- What are the key impacts – both negative and positive – you have identified?
Negative: Increase in price for tennis coaching in Merton
Positive: Additional income supports sinking fund for future maintenance and surplus to reinvest into savings to support financial pressures on under performing services
- Are there any particular groups affected more than others?
Residents and Non-residents looking for tennis coaching
% loss of courts that would be allocated to Tennis Coaches
- What course of action are you advising as a result of this assessment?
Agree % community users agreement for each court system in the tennis coaching contracts
- If your EA is assessed as Outcome 3 and you suggest to proceeding with your proposals although a negative impact has been identified that may not be possible to fully mitigate, explain your justification with full reasoning.
Not applicable

DRAFT

Stage 7: Sign off by Director/ Head of Service			
Assessment completed by	Andrew Kauffman Head of Parks	Signature:	Date:05/01/2023
Improvement action plan signed off by Director/ Head of Service	Adrian Ash	Signature:	Date:06/01/23

DRAFT

Equality Analysis

Please refer to the guidance for carrying out Equality Analysis (available on the intranet).
 Text in blue is intended to provide guidance – you can delete this from your final version.

What are the proposals being assessed?	Greenspaces: Partnership and Spend to Save Projects (ENV2023-24 17)
Which Department/ Division has the responsibility for this?	Public Space Greenspace

Stage 1: Overview

Name and job title of lead officer	Andrew Kauffman Head of Parks Services
1. What are the aims, objectives and desired outcomes of your proposal? (Also explain proposals e.g. reduction/removal of service, deletion of posts, changing criteria etc)	<p>Linked to a recent review of park buildings and tythe properties and a wider asset management review that the LBM Greenspaces Team have been supporting, a number of potential Spend to Save projects on these assets could yield a healthy market rent of between £1500 - £2000 per calendar month as well as stem any further dilapidation of these building assets.</p> <p>Many of these building were allocated to staff when the Parks Service was in house, but with the Phase C Lot 2 contract outsourcing this contract has left a number of properties empty and progressing into further decline</p> <p>Obviously, this project will require a full professional audit of the current building stock through a detailed asset management review to be managed by LBM Property Management Team</p> <p>Current tythe buildings being considered</p> <ul style="list-style-type: none"> • Mostyn Gardens (Tythe Property currently let by Jonathan Moss) • Commons Extension (Tythe Property currently let by Jonathan Moss) • Cannizaro Park Priest House (Vacant building) • Cannizaro Park Bungalows x3 (Tythe Property currently let by Jonathan Moss only 1 currently let 2 vacant) • John Innes Park 3 Bed House (Vacant building in decline) • Canons House and Grounds (vacant) <p>2 additional properties are under review</p>
Additional properties are also	Housing Need

Page 14

under review	
<p>3. Who will be affected by this proposal? For example who are the external/internal customers, communities, partners, stakeholders, the workforce etc.</p>	<p>Who are your customers (staff, service users, stakeholders, partners etc) Property Management - will increase available housing stock Who will your proposals benefit? Greenspaces assets currently laying vacant will be protected from further decline Provision of Housing Stock to Property Management How will your proposals benefit the council Generating income from Parks Assets that are currently laying vacant</p>
<p>4. Is the responsibility shared with another department, authority or organisation? If so, who are the partners and who has overall responsibility?</p>	<p>State here whether there are any other service areas, divisions, directorates, partner agencies (such as contracted organisations), other statutory bodies (e.g. the police, other councils etc) or the community and voluntary sector involved in the delivery of this function. LBM Property Management</p>

DRAFT

Stage 2: Collecting evidence/ data

5. What evidence have you considered as part of this assessment?

Provide details of the information you have reviewed to determine the impact your proposal would have on the protected characteristics (equality groups).

List the type of evidence / Analysis of what this evidence tells you regarding the impact on the protected characteristics (equality groups).

What impact has this evidence had on what you are proposing?

If there are gaps in data (for example information not being available) you may have to address this by including plans to generate this information within your action plan.

Stage 3: Assessing impact and analysis

From the evidence you have considered, what areas of concern have you identified regarding the potential negative and positive impact on one or more protected characteristics (equality groups)?

Protected characteristic (equality group)	Tick which applies		Tick which applies		Reason Briefly explain what positive or negative impact has been identified
	Positive impact		Potential negative impact		
	Yes	No	Yes	No	
Age		X		X	
Disability		X		X	
Gender Reassignment		X		X	
Marriage and Civil Partnership		X		X	
Pregnancy and Maternity		X		X	
Race		X		X	
Religion/ belief		X		X	
Sex (Gender)		X		X	
Sexual orientation		X		X	
Socio-economic status		X		X	Group might be greater impacted as we would be looking to generate

DRAFT

7. If you have identified a negative impact, how do you plan to mitigate it?

Summarise actions you plan to mitigate the negative impact(s) identified above. Detail for these actions should be included in the Improvement Action Plan (Section 9 below).

Consider sliding scale of rentals depending upon location and demands

Stage 4: Conclusion of the Equality Analysis

8. Which of the following statements best describe the outcome of the EA (Tick one box only)

Please refer to the guidance for carrying out Equality Impact Assessments is available on the intranet for further information about these outcomes and what they mean for your proposal

- Outcome 1** – The EA has not identified any potential for discrimination or negative impact and all opportunities to promote equality are being addressed. **No changes are required.**
- Outcome 2** – The EA has identified adjustments to remove negative impact or to better promote equality. **Actions you propose to take to do this should be included in the Action Plan.**
- Outcome 3** – The EA has identified some potential for negative impact or some missed opportunities to promote equality and it may not be possible to mitigate this fully. **If you propose to continue with proposals you must include the justification for this in Section 10 below, and include actions you propose to take to remove negative impact or to better promote equality in the Action Plan. You must ensure that your proposed action is in line with the PSED to have 'due regard' and you are advised to seek Legal Advice.**
- Outcome 4** – The EA shows actual or potential unlawful discrimination. **Stop and rethink your proposals.**

Stage 5: Improvement Action Pan

9. Equality Analysis Improvement Action Plan template – Making adjustments for negative impact

This action plan should be completed after the analysis and should outline action(s) to be taken to mitigate the potential negative impact identified (expanding on information provided in Section 7 above).

Negative impact/ gap in information identified in the Equality Analysis	Action required to mitigate	How will you know this is achieved? e.g. performance measure/ target)	By when	Existing or additional resources?	Lead Officer	Action added to divisional/ team plan?
Requirement for Market Rental Value to be achieved to maximise councils return on investment	Review current housing requirements within the borough	Reduction of council waiting lists	24/25	Additional Resources will need to be built into the Asset Management Review	Estates and Valuations	

Page 119

Note that the full impact of the decision may only be known after the proposals have been implemented; therefore it is important the effective monitoring is in place to assess the impact.

Stage 6: Reporting outcomes

10. Summary of the equality analysis

This section can also be used in your decision making reports (CMT/Cabinet/etc) but you must also attach the assessment to the report, or provide a hyperlink

This Equality Analysis has resulted in an Outcome [add](#) Assessment

Please include here a summary of the key findings of your assessment.

- What are the key impacts – both negative and positive – you have identified?
 Negative: Market rentals required to increase the return on Investment
 Positive: More properties in the council portfolio available for rental market

- Are there any particular groups affected more than others?
No
- What course of action are you advising as a result of this assessment?
Await results of the Asset Management Review of the properties and review in line with LBM Property Requirements
- If your EA is assessed as Outcome 3 and you suggest to proceeding with your proposals although a negative impact has been identified that may not be possible to fully mitigate, explain your justification with full reasoning.
Not applicable

DRAFT

Stage 7: Sign off by Director/ Head of Service			
Assessment completed by	Andrew Kauffman Head of Parks	Signature:	Date:06/01/2023
Improvement action plan signed off by Director/ Head of Service	Adrian Ash	Signature:	Date:06/01/2023

DRAFT

Equality Analysis

Please refer to the guidance for carrying out an [Equality Analysis](#).
 Text in blue is intended to provide guidance – you can delete this from your final version.

What are the proposals being assessed?	Waste disposal minimisation (ENV2023-24 18)
Which Department/ Division has the responsibility for this?	E&R – Public Space

Stage 1: Overview

Name and job title of lead officer	John Bosley AD Public Space
1. What are the aims, objectives and desired outcomes of your proposal? (Also explain proposals e.g. reduction/removal of service, deletion of posts, changing criteria etc)	<p>What are you proposing and what are they designed to deliver?</p> <p>Following the successful roll out of the new waste disposal contract for Food and Garden waste processing in Sept 2022 along with the reduced disposal and processing cost for our Dry Mix Recycling (DMR) the overall cost associated directly with the processing and disposal of waste has been reduced.</p> <p>Area to Note - Savings proposal is for short term until 2024/25. The £100k proposed savings is based on a contract requirement for current Pase C Lot 1 to manage the costs of recyclates. The deliverability of this savings proposal is considered high.</p>
2. How does this contribute to the council's corporate priorities?	To identify potential savings. £100k in 2023/24
3. Who will be affected by this proposal? For example who are the external/internal customers, communities, partners, stakeholders, the workforce etc.	N/A the disposal of waste has no impact on our residents and all collection services remain unchanged. As such residents will see no direct impact on their collection service.
4. Is the responsibility shared with another department, authority or organisation? If so, who are the partners and who has overall	No – This project is part of the wider work undertaken in Partnership with our neighbouring boroughs who form the South London Waste Partnership

Page 1 of 22

DRAFT

Stage 2: Collecting evidence/ data

5. What evidence have you considered as part of this assessment?

Provide details of the information you have reviewed to determine the impact your proposal would have on the protected characteristics (equality groups).

1. Continued monthly monitoring of our waste volumes. It is important to note that the monitoring of waste volumes does not impact on our residents / customers

Stage 3: Assessing impact and analysis

Page 124

6. From the evidence you have considered, what areas of concern have you identified regarding the potential negative and positive impact on one or more protected characteristics (equality groups)?

Protected characteristic (equality group)	Tick which applies		Tick which applies		Reason Briefly explain what positive or negative impact has been identified
	Positive impact		Potential negative impact		
	Yes	No	Yes	No	
Age		✓		✓	
Disability		✓		✓	
Gender Reassignment		✓		✓	
Marriage and Civil Partnership		✓		✓	
Pregnancy and Maternity		✓		✓	
Race					
Religion/ belief		✓		✓	
Sex (Gender)		✓		✓	
Sexual orientation		✓		✓	
Socio-economic status		✓		✓	

7. If you have identified a negative impact, how do you plan to mitigate it?

1.
N/A

Stage 4: Conclusion of the Equality Analysis

8. Which of the following statements best describe the outcome of the EA (Tick one box only)

Please refer to the guidance for carrying out Equality Impact Assessments is available on the intranet for further information about these outcomes and what they mean for your proposal

- Outcome 1** – The EA has not identified any potential for discrimination or negative impact and all opportunities to promote equality are being addressed. **No changes are required.**
- Outcome 2** – The EA has identified adjustments to remove negative impact or to better promote equality. **Actions you propose to take to do this should be included in the Action Plan.**
- Outcome 3** – The EA has identified some potential for negative impact or some missed opportunities to promote equality and it may not be possible to mitigate this fully. **If you propose to continue with proposals you must include the justification for this in Section 10 below, and include actions you propose to take to remove negative impact or to better promote equality in the Action Plan. You must ensure that your proposed action is in line with the PSED to have 'due regard' and you are advised to seek Legal Advice.**
- Outcome 4** – The EA shows actual or potential unlawful discrimination. **Stop and rethink your proposals.**

Stage 5: Improvement Action Pan

9. Equality Analysis Improvement Action Plan template – Making adjustments for negative impact

This action plan should be completed after the analysis and should outline action(s) to be taken to mitigate the potential negative impact identified (expanding on information provided in Section 7 above).

Negative impact/ gap in information identified in the Equality Analysis	Action required to mitigate	How will you know this is achieved? e.g. performance measure/ target)	By when	Existing or additional resources?	Lead Officer	Action added to divisional/ team plan?

Note that the full impact of the decision may only be known after the proposals have been implemented; therefore it is important the effective monitoring is in place to assess the impact.

Stage 6: Reporting outcomes

10. Summary of the equality analysis

This section can also be used in your decision making reports (CMT/Cabinet/etc) but you must also attach the assessment to the report, or provide a hyperlink

This Equality Analysis has resulted in an Outcome [add](#) Assessment

[Please include here a summary of the key findings of your assessment.](#)

None identified.

Page 126

Stage 7: Sign off by Director/ Head of Service			
Assessment completed by	Charles Baker	Signature:	Date:8 10 2019
Improvement action plan signed off by Director/ Head of Service	John Bosley	Signature:	Date:

DRAFT

Equality Analysis

Please refer to the guidance for carrying out Equality Impact Assessments is available on the intranet
 Text in blue is intended to provide guidance – you can delete this from your final version.

What are the proposals being assessed?	Wood disposal processed by Thermal Treatment (ENV2023-24 19)
Which Department/ Division has the responsibility for this?	Public Space – Waste Services

Stage 1: Overview

Page 128

Name and job title of lead officer	Charles Baker Commissioning Manger Public Space
1. What are the aims, objectives and desired outcomes of your proposal? (Also explain proposals e.g. reduction/removal of service, deletion of posts, changing criteria etc)	Wood material collected at HRRC (Grades A to D) to be primarily processed by thermal treatment (fuel) as opposed to being recycled. This will provide a reduced cost and compliant process for the treatment of household wood waste, whilst not increasing the Carbon intensity of the processing output.
2. How does this contribute to the council's corporate priorities?	Impact on carbon emissions and current council policy on recycling. - R1 compliant technology, classified as a fuel but negative impact of recycling rate and associated perception of the Public of the service performance indicator.
3. Who will be affected by this proposal? For example who are the external/internal customers, communities, partners, stakeholders, the workforce etc.	None – The service will still meet the needs of our residents and the HRRC facility will continue to collect and segregate this material for onward processing.
4. Is the responsibility shared with another department, authority or organisation? If so, who are the partners and who has overall responsibility?	As part of our partnership arrangements with the South London Waste Partnership and our Joint Waste Committee we will need to ensure that they are advised on our approach. Our Service provider, Veolia will need to be advised of our intention and alternative processor identified.

Stage 2: Collecting evidence/ data

5. What evidence have you considered as part of this assessment?

Provide details of the information you have reviewed to determine the impact your proposal would have on the protected characteristics (equality groups).

Currently being developed with SLWP partnering boroughs, this proposal will have a negative impact on our overall recycling rate of 3-5% gross, lowering our current annual rate to 37-38%. There is a potential CO2 savings with this proposal and deliverability is considered medium as a contract variation would be required. Savings will be assumed within new contract costs post 2025/26. The service will explore pre-processing separation for grade A wood materials to mitigate the loss of recycling tonnage.

Stage 3: Assessing impact and analysis

6. From the evidence you have considered, what areas of concern have you identified regarding the potential negative and positive impact on one or more protected characteristics (equality groups)?

Protected characteristic (equality group)	Tick which applies		Tick which applies		Reason Briefly explain what positive or negative impact has been identified
	Positive impact		Potential negative impact		
	Yes	No	Yes	No	
Age		X		X	
Disability		X		X	
Gender Reassignment		X		X	
Marriage and Civil Partnership		X		X	
Pregnancy and Maternity		X		X	
Race		X		X	
Religion/ belief		X		X	
Sex (Gender)		X		X	
Sexual orientation		X		X	
Socio-economic status		X		X	

7. Equality Analysis Improvement Action Plan template – Making adjustments for negative impact

This action plan should be completed after the analysis and should outline action(s) to be taken to mitigate the potential negative impact identified (expanding on information provided in Section 7 above).

Negative impact/ gap in information identified in the Equality Analysis	Action required to mitigate	How will you know this is achieved? e.g. performance measure/ target)	By when	Existing or additional resources?	Lead Officer	Action added to divisional/ team plan?

Note that the full impact of the decision may only be known after the proposals have been implemented; therefore it is important the effective monitoring is in place to assess the impact.

Stage 4: Conclusion of the Equality Analysis

Page 30

Which of the following statements best describe the outcome of the EA (Tick one box only)

Please refer to the guidance for carrying out Equality Impact Assessments is available on the intranet for further information about these outcomes and what they mean for your proposal

OUTCOME 1

OUTCOME 2

OUTCOME 3

OUTCOME 4

Stage 5: Sign off by Director/ Head of Service

Assessment completed by	Charles Baker Commissioning Manager Public Space	Signature:	Date: 21 10 2020
Improvement action plan signed off by Director/ Head of Service	Add name/ job title	Signature:	Date:



Equality Analysis **DRAFT**

Please refer to the guidance for carrying out Equality Analysis (available on the intranet).
Text in blue is intended to provide guidance – you can delete this from your final version.

What are the proposals being assessed?	Increasing availability of Supported Living schemes as a positive alternative to residential care for adults with learning disabilities.
Which Department/ Division has the responsibility for this?	Community and Housing

Stage 1: Overview	
Name and job title of lead officer	Keith Burns, Interim Assistant Director, Commissioning
1. What are the aims, objectives and desired outcomes of your proposal? (Also explain proposals e.g. reduction/removal of service, deletion of posts, changing criteria etc)	Increasing the availability and use of supported living as a positive alternative to residential care for adults with learning disabilities. This will include using supported living as a positive alternative for individuals requiring a move to accommodation based care increasing choice and independence and support We will also look for opportunities to support individuals to move back to the borough from out of area residential placements if they would like to do this moving them to be closer to their families and neighbourhoods . Saving deliverable from 2025/26 linked to redevelopment of JMC site and the provision of 20 units of supported accommodation as part of that project. New commissioning arrangements will also be developed during 2023/24 to support the delivery of personalised 24/7 care and support as well as increased access to suitable accommodation. Successful delivery of the project will enable the Council to continue to meet its statutory duties to individuals under the Care Act 2014 in a way that is more personalised and flexible than traditional residential care models offer while improving outcomes for residents.
2. How does this contribute to the council's corporate priorities?	The proposed redevelopment of the Jan Malinowski Centre site supports the delivery of affordable housing within the Building a Sustainable Future priority. Enabling individuals to live more locally to family and community is consistent with the Nurturing Civic Pride priority.
3. Who will be affected by this proposal? For example who are the external/internal customers, communities, partners, stakeholders, the workforce etc.	Individuals with a learning disability to whom the Council owes statutory duties under the Care Act 2014. This will include individuals who require accommodation based care and support for the first time (young people leaving full time education and adults living in a family home) as well as individuals currently living in residential care settings. All individuals will have had a Care Act Assessment and Care and Support Planning completed prior to any move.
4. Is the responsibility shared with another department, authority or organisation? If so, who are the partners and who has overall	Building proposals being taken forward in conjunction with Environment and Regeneration.

responsibility?

DRAFT

Stage 2: Collecting evidence/ data

5. What evidence have you considered as part of this assessment?

Provide details of the information you have reviewed to determine the impact your proposal would have on the protected characteristics (equality groups).

National evidence on the effectiveness of Supported Living provides a strong evidence base for improving outcomes and independence. The individualised nature of care and support needs means that impact on individuals will be considered as a key factor through the Care Act Assessment and Care and Support Planning processes.

Stage 3: Assessing impact and analysis

6. From the evidence you have considered, what areas of concern have you identified regarding the potential negative and positive impact on one or more protected characteristics (equality groups)?

Protected characteristic (equality group)	Tick which applies		Tick which applies		Reason Briefly explain what positive or negative impact has been identified
	Positive impact		Potential negative impact		
	Yes	No	Yes	No	
Age		✓		✓	
Disability	✓			✓	Supported Living schemes as an alternative to residential care provide for increased choice and control as well as increased independence for adults with learning disabilities. Increasing access to supported living as a positive option therefore increases quality of life for this cohort.
Gender Reassignment		✓		✓	
Marriage and Civil Partnership		✓		✓	
Pregnancy and Maternity		✓		✓	
Race		✓		✓	
Religion/ belief		✓		✓	
Sex (Gender)		✓		✓	
Sexual orientation		✓		✓	
Socio-economic status		✓		✓	

DRAFT

7. If you have identified a negative impact, how do you plan to mitigate it?

No negative impacts identified.

Stage 4: Conclusion of the Equality Analysis**8. Which of the following statements best describe the outcome of the EA (Tick one box only)**

Please refer to the guidance for carrying out Equality Impact Assessments is available on the intranet for further information about these outcomes and what they mean for your proposal

- Outcome 1** – The EA has not identified any potential for discrimination or negative impact and all opportunities to promote equality are being addressed.
- Outcome 2** – The EA has identified adjustments to remove negative impact or to better promote equality.
- Outcome 3** – The EA has identified some potential for negative impact or some missed opportunities to promote equality and it may not be possible to mitigate this fully.
- Outcome 4** – The EA shows actual or potential unlawful discrimination.

Stage 5: Improvement Action Pan

9. Equality Analysis Improvement Action Plan template – Making adjustments for negative impact

This action plan should be completed after the analysis and should outline action(s) to be taken to mitigate the potential negative impact identified (expanding on information provided in Section 7 above).

Negative impact/ gap in information identified in the Equality Analysis	Action required to mitigate	How will you know this is achieved? e.g. performance measure/ target)	By when	Existing or additional resources?	Lead Officer	Action added to divisional/ team plan?

Note that the full impact of the decision may only be known after the proposals have been implemented; therefore it is important the effective monitoring is in place to assess the impact.

Stage 6: Reporting outcomes

10. Summary of the equality analysis

This section can also be used in your decision making reports (CMT/Cabinet/etc) but you must also attach the assessment to the report, or provide a hyperlink

This Equality Analysis has resulted in an Outcome <u>1</u> Assessment
<ul style="list-style-type: none"> The project provides an opportunity to increase choice and provide more personalised outcomes for individuals with learning disabilities. No negative impacts on protected characteristics are identified.

Stage 7: Sign off by Director/ Head of Service			
Assessment completed by	Keith Burns, Interim Assistant Director, Commissioning	Signature: <i>Keith Burns</i>	Date: 05 January 2022
Improvement action plan signed off by Director/ Head of Service	John Morgan, Interim Director, Community and Housing	Signature: <i>John Morgan</i>	Date: 06 January 2022

DRAFT



Equality Analysis **DRAFT**

Please refer to the guidance for carrying out Equality Analysis (available on the intranet).
Text in blue is intended to provide guidance – you can delete this from your final version.

What are the proposals being assessed?	Increasing availability of Extra Care Sheltered Housing as a positive alternative to residential care for older adults.
Which Department/ Division has the responsibility for this?	Community and Housing

Stage 1: Overview	
Name and job title of lead officer	Keith Burns, Interim Assistant Director, Commissioning
1. What are the aims, objectives and desired outcomes of your proposal? (Also explain proposals e.g. reduction/removal of service, deletion of posts, changing criteria etc)	Increasing the availability and use of Extra Care Sheltered Housing as a positive alternative to residential care for older adults and increasing independence improving outcomes for residents. Saving deliverable from 2025/26 as will require work with partners to identify sites for development and subsequent build programmes for a new Extra Care scheme. New commissioning arrangements will also be developed during 2023/24 to support the delivery more personalised 24/7 care and support in existing Extra Care Sheltered Schemes. Successful delivery of the project will enable the Council to continue to meet its statutory duties to individuals under the Care Act 2014 in a way that is more personalised and flexible than traditional residential care models offer and also to increase independence.
2. How does this contribute to the council's corporate priorities?	The proposal supports the delivery of affordable housing within the Building a Sustainable Future priority. Enabling individuals to live more locally to family and community is consistent with the Nurturing Civic Pride priority.
3. Who will be affected by this proposal? For example who are the external/internal customers, communities, partners, stakeholders, the workforce etc.	Older adults to whom the Council owes statutory duties under the Care Act 2014. All individuals will have had a Care Act Assessment and Care and Support Planning completed prior to any move.
4. Is the responsibility shared with another department, authority or organisation? If so, who are the partners and who has overall responsibility?	Development proposals would need to be taken forward in conjunction with Environment and Regeneration and with external housing partners.

Stage 2: Collecting evidence/ data

5. What evidence have you considered as part of this assessment?

Provide details of the information you have reviewed to determine the impact your proposal would have on the protected characteristics (equality groups).

National evidence on the effectiveness of Extra Care Sheltered Housing (for example work done by the Housing Learning and Improvement Network) provides a strong evidence base on the benefits of extra sheltered care as a positive alternative to residential care for those whose Care Act Assessment identifies needs that can only be met through the provision of accommodation based care and support. The individualised nature of care and support needs means that impact on individuals will be considered as a key factor through the Care Act Assessment and Care and Support Planning processes.

Stage 3: Assessing impact and analysis

6. From the evidence you have considered, what areas of concern have you identified regarding the potential negative and positive impact on one or more protected characteristics (equality groups)?

Protected characteristic (equality group)	Tick which applies		Tick which applies		Reason Briefly explain what positive or negative impact has been identified
	Positive impact		Potential negative impact		
	Yes	No	Yes	No	
Age	✓			✓	Extra Care Sheltered Housing as an alternative to residential care provides for increased choice and control as well as increased independence for older adults. Increasing access to Extra Care Sheltered as a positive option therefore increases quality of life for this cohort.
Disability	✓			✓	This increased choice and control as well as increased independence extends to older adults with physical and other disabilities. Having Extra Care Sheltered as a positive option therefore increases quality of life for this cohort.
Gender Reassignment		✓		✓	
Marriage and Civil Partnership		✓		✓	
Pregnancy and Maternity		✓		✓	
Race		✓		✓	

Religion/ belief		✓		✓	
Sex (Gender)		✓		✓	
Sexual orientation		✓		✓	
Socio-economic status		✓		✓	

DRAFT

7. If you have identified a negative impact, how do you plan to mitigate it?

No negative impacts identified.

Stage 4: Conclusion of the Equality Analysis**8. Which of the following statements best describe the outcome of the EA (Tick one box only)**

Please refer to the guidance for carrying out Equality Impact Assessments is available on the intranet for further information about these outcomes and what they mean for your proposal

- Outcome 1** – The EA has not identified any potential for discrimination or negative impact and all opportunities to promote equality are being addressed.
- Outcome 2** – The EA has identified adjustments to remove negative impact or to better promote equality.
- Outcome 3** – The EA has identified some potential for negative impact or some missed opportunities to promote equality and it may not be possible to mitigate this fully.
- Outcome 4** – The EA shows actual or potential unlawful discrimination.

Stage 5: Improvement Action Pan

9. Equality Analysis Improvement Action Plan template – Making adjustments for negative impact

This action plan should be completed after the analysis and should outline action(s) to be taken to mitigate the potential negative impact identified (expanding on information provided in Section 7 above).

Negative impact/ gap in information identified in the Equality Analysis	Action required to mitigate	How will you know this is achieved? e.g. performance measure/ target)	By when	Existing or additional resources?	Lead Officer	Action added to divisional/ team plan?

Note that the full impact of the decision may only be known after the proposals have been implemented; therefore it is important the effective monitoring is in place to assess the impact.

Stage 6: Reporting outcomes

10. Summary of the equality analysis

This section can also be used in your decision making reports (CMT/Cabinet/etc) but you must also attach the assessment to the report, or provide a hyperlink

This Equality Analysis has resulted in an Outcome <u>1</u> Assessment
<ul style="list-style-type: none"> The project provides an opportunity to increase choice and provide more personalised outcomes for older adults who require accommodation based care and support. No negative impacts on protected characteristics are identified.

Stage 7: Sign off by Director/ Head of Service			
Assessment completed by	Keith Burns, Interim Assistant Director, Commissioning	Signature: <i>Keith Burns</i>	Date: 05 January 2022
Improvement action plan signed off by Director/ Head of Service	John Morgan, Interim Director, Community and Housing	Signature: <i>John Morgan</i>	Date: 06 January 2022

DRAFT

DRAFT MTFS 2023-27:				
	2023/24	2024/25	2025/26	2026/27
	£000	£000	£000	£000
Departmental Base Budget 2021/22	173,022	173,022	173,022	173,022
Inflation (Pay, Prices)	14,877	19,753	24,099	28,447
NI increase	(1,001)	(1,013)	(1,025)	(1,038)
Pension Fund Revaluation	(452)	(428)	(404)	(380)
FYE – Previous Years Savings	(2,218)	(2,166)	(2,063)	(2,072)
FYE – Previous Years Growth	390	390	390	390
Amendments to previously agreed savings/growth	50	50	50	50
Change in Net Appropriations to/(from) Reserves	(3,226)	(3,226)	(3,676)	(3,676)
Taxi card/Concessionary Fares	769	3,474	5,648	7,822
Social Care - Additional Spend offset by grant/precept	1,948	(505)	(505)	(505)
Growth	3,365	3,010	3,033	3,033
DSG Safety Valve	0	0	0	0
Provision - DSG Deficit	2,540	1,130	700	(3,600)
Contract increases	0	0	2,700	2,700
Other	4,819	289	369	449
Re-Priced Departmental Budget	194,883	193,780	202,338	204,642
Treasury/Capital financing	5,543	6,633	7,352	11,193
Pensions	0	0	0	0
Other Corporate items	(20,404)	(20,667)	(21,002)	(20,679)
Levies	611	611	611	611
Sub-total: Corporate provisions	(14,250)	(13,423)	(13,039)	(8,875)
Sub-total: Repriced Departmental Budget + Corporate Provisions	180,632	180,357	189,299	195,766
Savings/Income Proposals 2022/23	(4,290)	(4,657)	(5,259)	(5,289)
Sub-total	176,342	175,700	184,040	190,477
Appropriation to/from departmental reserves	(752)	(752)	(302)	(302)
Appropriation to/from Balancing the Budget Reserve	(1,391)	1,979	(1,001)	(1,000)
ONGOING IMPACT OF COVID-19 (NET)	505	0	0	0
BUDGET REQUIREMENT	174,704	176,926	182,737	189,175
Funded by:				
Revenue Support Grant/Covid RNF & LCTS grant	0	0	0	0
Business Rates (inc. Section 31 grant)	(41,216)	(41,658)	(42,105)	(42,556)
Adult Social Care Grants inc. BCF	(5,010)	(5,010)	(5,010)	(5,010)
Social Care Grant	(10,430)	(7,217)	(7,217)	(7,217)
PFI Grant	(4,797)	(4,797)	(4,797)	(4,797)
New Homes Bonus	(300)	(300)	(300)	(300)
Council Tax inc. WPCC	(113,024)	(117,944)	(120,785)	(123,437)
Targeted Council Tax Discount	830	0	0	0
Collection Fund – (Surplus)/Deficit	3,093	0	0	0
ASC Market Sustainability and Improvement Fund	(1,751)	0	0	0
ASC Discharge Fund	(702)	0	0	0
Services Grant	(1,397)	0	0	0
TOTAL FUNDING	(174,704)	(176,926)	(180,214)	(183,316)
GAP including Use of Reserves (Cumulative)	0	0	2,523	5,859

Cost Centre Narrative	Project Narrative	Priority	Scrutiny	Revised Budget 2023-24 £000s	Revised Budget 2024-25 £000s	Revised Budget 2025-26 £000s	Proposed Budget 2026-27 £000s
Business Improvement							
Customer Contact Programme	Customer Contact Programme	4	OSC	1,000	0	1,000	1,000
Customer Contact Programme	Web Content Management System	4	OSC	0	100	0	0
Business Systems	Ancilliary System	4	OSC	0	0	0	50
Business Systems	Youth Justice	4	OSC	0	0	100	0
Business Systems	Parking System	4	OSC	270	400	0	0
Business Systems	Payroll System	4	OSC	0	0	0	160
Business Systems	Invoice Scanning SCIS/FIS	4	OSC	150	0	0	0
Business Systems	Environmental Asset Management	4	OSC	240	250	0	0
Business Systems	Housing System (Capita Housing)	4	OSC	0	0	120	0
Business Systems	Revenue & Benefits	4	OSC	300	400	0	0
Business Systems	Payments project	4	OSC	0	150	0	0
Business Systems	GIS Mapping (Spectrum Spatial Analyst Replac	4	OSC	100	0	200	300
Business Systems	LLPG&LSG System ((Gazetteer Management S	4	OSC	0	0	0	100
Business Systems	Planning&Public Protection Sys	4	OSC	241	550	0	0
Business Systems	Exacom	4	OSC	0	40	0	0
Business Systems	Safer Merton Case Management	4	OSC	0	60	0	0
Business Systems	Transport Management System	4	OSC	0	0	150	0
Replacement SC System	Replacement SC System	4	OSC	819	1,000	0	0
Replacement SC System	SEN Case Management	4	OSC	0	0	0	170
Facilities Management							
Works to Other Buildings	Repair and Maintenance	4	OSC	650	650	650	650
Works to Other Buildings	Replacement Boilers	4	OSC	367	0	0	0
Civic Centre	Civic Centre Cycle Parking	2	OSC	60	0	0	0
Civic Centre	Electrical Incomer	4	OSC	20	177	0	0
Civic Centre	Workplace design	4	OSC	530	530	0	0
Invest to Save	Project General	2	OSC	300	300	300	300
Invest to Save	Photovoltaics	2	OSC	50	0	0	0
Information Technology							
Planned Replacement Programr	Project General	4	OSC	770	1,405	1,060	970
Resources							
Financial Systems	Improving Financial Systems	4	OSC	700	0	0	0
Corporate Budgets							
Multi-Functioning Device (MFI	Multi-Functioning Device (MFD) - Finance Leas	5	OSC	0	600	0	0
Acquisitions Budget	Acquisitions Budget	5	OSC	0	0	0	6,316
Capital Bidding Fund	Capital Bidding Fund	5	OSC	0	0	0	1,000
Corporate Capital Contingency	Corporate Capital Contingency	5	OSC	0	0	0	1,681
Westminster Coroners Court	Westminster Coroners Court	5	OSC	379	0	0	0
Governance	New Election Booths	5	OSC	45	0	0	0
Compulsory Purchase Order	Clarion - CPO	2	OSC	13,934	0	0	0
Total Corporate Services				20,925	6,612	3,580	12,697

Cost Centre Narrative	Project Narrative	Priority	Scrutiny	Revised Budget 2023-24 £000s	Revised Budget 2024-25 £000s	Revised Budget 2025-26 £000s	Proposed Budget 2026-27 £000s
Housing							
Disabled Facilities Grant	Project General	2	SC/HCOP	827	827	827	0
Major Projects Affordable Hou	Empty Homes Strategy	2	SC/HCOP	125	375	375	375
Major Projects Affordable Hou	Affordable Housing Fund	2	SC/HCOP	5,000	5,000	10,000	9,000
Major Projects Social Care H	LD Supported Living	2	SC/HCOP	0	4,900	4,900	0
Libraries							
Library Enhancement Works	West Barnes Re-Fit	2	SC	0	200	0	0
Libraries IT	Library Management System	2	SC	0	140	0	0
Library Major Projects	Library Self Service	2	SC	0	0	350	0
Total Community and Housing				5,952	11,442	16,452	9,375

Cost Centre Narrative	Project Narrative	Priority	Scrutiny	Revised Budget 2023-24 £000s	Revised Budget 2024-25 £000s	Revised Budget 2025-26 £000s	Proposed Budget 2026-27 £000s
Primary Schools							
Hollymount	School Capital Maintenance	1	CYP	50	0	0	0
Hatfeild School	School Capital Maintenance	1	CYP	35	0	0	0
Joseph Hood School	School Capital Maintenance	1	CYP	66	0	0	0
Wimbleton Park	School Capital Maintenance	1	CYP	50	0	0	0
Sherwood	School Capital Maintenance	1	CYP	8	0	0	0
William Morris School	School Capital Maintenance	1	CYP	10	0	0	0
Unlocated Primary School Proj.	School Capital Maintenance	1	CYP	2,864	2,500	2,500	2,500
Special Schools							
Perseid School	School Capital Maintenance	1	CYP	50	0	0	0
Unlocated SEN	Medical PRU	1	CYP	30	0	0	0
Mainstream SEN (ARP)	West Wimbledon Primary ARP expansion	1	CYP	235	0	0	0
Mainstream SEN (ARP)	Cranmer Primary School New ARP	1	CYP	623	0	0	0
Mainstream SEN (ARP)	Further Primary School ARP expansion	1	CYP	200	216	0	0
Mainstream SEN (ARP)	Raynes Park school ARP expansion 1	1	CYP	1,015	1,019	0	0
Mainstream SEN (ARP)	Secondary School ARP Expansion 2	1	CYP	300	576	0	0
Mainstream SEN (ARP)	Secondary School ARP Expansion 3	1	CYP	500	1,209	0	0
Mainstream SEN (ARP)	Secondary School ARP Expansion 4	1	CYP	30	700	979	0
Mainstream SEN (ARP)	Safety Valve - New ARP	1	CYP	0	0	0	900
Perseid Lower School	Perseid School Expansion	1	CYP	1,580	2,517	0	0
Other							
Children's Centres	Bond Road Family Centre	1	CYP	30	0	0	0
Children's Centres	Family Hubs	1	CYP	15	0	0	0
Youth Provision	Pollards Hill Digital Divide	1	CYP	276	0	0	0
Other	Care Leaving Accommodation	1	CYP	66	0	0	0
Total Children, Schools & Families				8,033	8,737	3,479	3,400

Cost Centre Narrative	Project Narrative	Priority	Scrutiny	Revised Budget 2023-24 £000s	Revised Budget 2024-25 £000s	Revised Budget 2025-26 £000s	Proposed Budget 2026-27 £000s
Public Protection and Development							
On Street Parking - P&D	Pay and Display Machines/emissions	4	SC	107	0	0	0
On Street Parking - P&D	Replacement ANPR cameras with air quality / tr	1	SC	300	300	300	300
Off Street Parking - P&D	Car Park Upgrades	4	SC	675	0	0	0
Off Street Parking - P&D	Peel House Car Park	4	SC	700	0	0	0
CCTV Investment	CCTV cameras and infrastructure upgrade	1	SC	1,052	0	0	0
CCTV Investment	CCTV business continuity and resilience Dark F	1	SC	173	0	0	0
CCTV Investment	Rapid deployment cameras	1	SC	0	0	45	45
CCTV Investment	5 new permanent cameras per year, and enhance	1	SC	135	100	100	100
CCTV Investment	Designing out crime for ASB, violence and incre	1	SC	35	20	20	0
Public Protection and Developm	Upgrade and Replace the Boroughs Automated	2	SC	250	0	0	0
Public Protection and Developm	Noise Monitoring Equipment	2	SC	70	0	0	0
Public Protection and Developm	Project General	2	SC	0	0	0	35
Street Scene and Waste							
Fleet Vehicles	Replacement of Fleet Vehicles	2	SC	300	0	1,212	0
Alley Gating Scheme	Project General	1	SC	24	24	24	24
Waste SLWP	Project General	1	SC	0	0	42	0
Waste SLWP	Replacement of Fleet Vehicles	2	SC	0	0	15,000	0
Waste SLWP	Waste Transfer Station	1	SC	0	1,000	4,500	500
Waste SLWP	Electricity Sub Station	2	SC	0	0	0	0
Sustainable Communities							
Street Trees	Street Tree Programme	2	SC	60	60	60	60
Highways & Footways	Street Lighting Replacement Pr	2	SC	290	290	290	290
Highways & Footways	Traffic Schemes	1	SC	150	150	150	150
Highways & Footways	Surface Water Drainage	1	SC	100	100	100	60
Highways & Footways	Repairs to Footways	1	SC	1,300	1,300	1,300	1,300
Highways & Footways	Maintain AntiSkid and Coloured	1	SC	60	60	60	60
Highways & Footways	Borough Roads Maintenance	1	SC	2,200	2,200	2,200	1,800
Highways & Footways	Highways bridges & structures	1	SC	626	260	260	260
Highways & Footways	Motspur Park Station Access for All	2	SC	500	0	0	0
Highways & Footways	Haydons Road Access for All	2	SC	100	0	0	0
Highways & Footways	Various Culverts Strengthening & Upgrade	2	SC	208	0	0	0
Highways & Footways	Residential Secure Cycle Storage	2	SC	26	0	0	0
Highways & Footways	Pollards Hill Cycling & Active Travel	2	SC	200	750	850	0
Cycle Route Improvements	Cycle Access/Parking TfL	2	SC	45	0	0	0
Cycle Route Improvements	Haydons Rd Bridge cycle lane	2	SC	135	0	0	0

Cost Centre Narrative	Project Narrative	Priority	Scrutiny	Revised Budget 2023-24 £000s	Revised Budget 2024-25 £000s	Revised Budget 2025-26 £000s	Proposed Budget 2026-27 £000s
Mitcham Area Regeneration	Rowan Park Community Facility Match Funding	2	SC	150	0	0	0
Mitcham Area Regeneration	Pollards Hill Bus Shelter/Toilets Refurbishment	1	SC	250	0	0	0
Wimbledon Area Regeneration	Crowded Places/Hostile Vehicle Mitigation	1	SC	180	0	0	0
Wimbledon Area Regeneration	Wimbledon Public Realm Implementation	1	SC	475	0	0	0
Wimbledon Area Regeneration	Wimbledon Village - Heritage Led Public Realm	1	SC	800	0	0	0
Morden Area Regeneration	Morden Town Centre Improvements	1	SC	200	0	0	0
Morden Area Regeneration	Morden TC Regen Match Funding	2	SC	0	2,000	2,000	2,000
Borough Regeneration	Lost Rivers Repairs	2	SC	300	0	0	0
Borough Regeneration	42 Graham Rd Mitcham	5	SC	50	0	0	0
Borough Regeneration	Civic Pride Public Realm Improvements	1	SC	50	1,500	1,500	0
Borough Regeneration	Shopping Parade Improvements	1	SC	260	800	460	0
Borough Regeneration	Carbon Offset Funding	2	SC	50	0	0	0
Morden Leisure Centre	New Running Track	3	SC	400	1,500	850	0
Wimbledon Park	New Wimbledon Park lakeview building - includ	3	SC	0	0	500	2,000
Sports Facilities	Leisure Centre Plant & Machine	3	SC	300	250	250	280
Sports Facilities	Canons New Sports Hall Equipment	3	SC	0	0	0	0
Parks Investment	Parks Investment	3	SC	300	300	300	300
Parks Investment	Sports Drainage	3	SC	150	0	0	0
Parks Investment	Refurbishment of Mertons Multi Use Sports Are	3	SC	175	0	0	0
Parks Investment	Tennis Court Refurbishments	3	SC	150	75	75	75
Parks Investment	New interactive water play feature at Wimbledon	3	SC	0	183	0	0
Parks Investment	22. Bridges and Structures	1	SC	36	80	80	80
Parks Investment	23. Existing Green Flag Improvement Program	3	SC	50	150	100	0
Parks Investment	24. New Green Flag Improvement Programme	3	SC	50	150	100	0
Parks Investment	28. Parks Security Measures & Traveller Preven	1	SC	75	50	50	0
Parks Investment	29. Playground Priority Upgrades Programme	3	SC	350	350	350	350
Parks Investment	30. Wandle Tree Trail Safety & Management Pr	2	SC	60	60	60	0
Parks Investment	Paddling Pools (borough wide) OPTION 1	3	SC	70	0	0	0
Mortuary Provision	Project General	5	SC	0	100	100	100
Total Environment & Regeneration				15,031	14,362	33,488	10,169
Total Capital				49,941	41,153	56,999	35,641

Scrutiny of the Business Plan; comments and recommendations from the overview and scrutiny panels

Healthier Communities and Older People Overview & Scrutiny Panel

“The Healthier Communities and Older People Overview and Scrutiny Panel agree the saving in principle. This is on the basis that the public health team provide additional information* on the detail of the proposal to the Overview and Scrutiny Commission”.

*This additional information will be supplied before the Commission meet.

Children and Young People Overview & Scrutiny Panel – None.

Sustainable Communities Overview & Scrutiny Panel – Meeting on 19 January (after this agendas publication)

This page is intentionally left blank

Equality Analysis



Please refer to the guidance for carrying out Equality Analysis (available on the intranet).
Text in blue is intended to provide guidance – you can delete this from your final version.

What are the proposals being assessed?	To enable Public Health to make a contribution to preventative services commissioned via the Civic Pride Fund (CH113).
Which Department/ Division has the responsibility for this?	Public Health, Community and Housing

Stage 1: Overview

Name and job title of lead officer	Dr Dagmar Zeuner, Director of Public Health
1. What are the aims, objectives and desired outcomes of your proposal? (Also explain proposals e.g. reduction/removal of service, deletion of posts, changing criteria etc)	<p>The Civic Pride Grants Programme supports a broad range of voluntary and community sector partners to deliver services that help to prevent or delay deterioration in health and wellbeing. A common feature of many of the funded projects, alongside their preventative value, is the contribution they make to reducing inequalities within the borough, including health inequalities.</p> <p>Community and Housing make a substantial contribution to the Civic Pride Grant Programme with a total contribution of £1.7m per annum over each of the next three years. To date the entire contribution has been funded from Adult Social Care budgets. As a consequence of rising demand and the increasing complexity of the needs individuals are presenting with there are, and will continue to be, significant pressures on Adult Social Care budgets. These pressures are both a local and a national issue impacting on all local authorities with social care responsibilities. The application of the enhanced social care precept in combination with the additional funding committed by Government is widely viewed nationally by sector leaders as being insufficient to meet the increased levels of demand, and this is reflected locally.</p> <p>This proposal is therefore intended to support the Department in continuing to meet its statutory requirements under the Care Act 2014 and other relevant social care legislation by reviewing expenditure across our Public Health functions to enable a contribution of £330k per annum to the Department's contribution to the Civic Pride Grants Programme. This funding will support projects within the Grants programme that are consistent with the Public Health Grant conditions and that support prevention and the reduction of health inequalities. The proposed review will be achieved without impacting on our statutory Public Health duties.</p>

28/09/15

	<p>The £330k of Adult Social Care budget the Public Health contribution frees up will be directly reinvested in meeting our statutory duties under the Care Act 2014 and other relevant social care legislation, thus helping to protect some of the most vulnerable residents in our communities.</p> <p>As noted above, the contribution from the Public Health budget to the Civic Pride Grant Programme will fund specific preventative activities (appendix one provides examples of project expenditure that complies with Public Health Grant conditions.), that aim to provide support to those in need; develop active and supportive communities; provide activities that prevent, reduce and delay the need for health and social care services; and which contribute to tackling health inequalities.</p> <p>More work will follow when the council has received the details of the Public Health Grant for 2023/24 so that we can be sure that we are starting from the correct baseline budget (PH grant 2022/23 was 11.9M), however this review will involve delivering:</p> <ul style="list-style-type: none"> • efficiencies through the reduction in overheads e.g. office, paper, transport, events • service transformation i.e. channel shift to more use of digital services) • holding a smaller reserve • further opportunities for service integration across Merton, South West London boroughs and London
2. How does this contribute to the council's corporate priorities?	<p>The Community and Housing funding within the Civic Pride Grant programme makes a significant contribution to the Nurturing Civic Pride priority.</p> <p>Supporting preventative activities and projects that reduce inequalities, including health inequalities, makes a positive contribution to the Building a Sustainable Future priority.</p>
3. Who will be affected by this proposal? For example who are the external/internal customers, communities, partners, stakeholders, the workforce etc.	<p>Some of the most vulnerable residents in our communities, who are in receipt of Adult Social Care services, or who will need these services in the future will benefit from the reinvestment of funds into Adult Social Care budgets.</p> <p>It is intended that the budget review will prioritise areas of expenditure that do not directly impact on residents and communities. If, once the Public Health Grant is confirmed by central Government and final work to identify the sources of the £330k is progressed, there are any elements of the proposals that could have an adverse impact on residents with protected characteristics further Equalities Impact Assessments will be undertaken on those specific elements. If it is identified that possible adverse impacts cannot be suitably mitigated replacement savings will be pursued.</p>
4. Is the responsibility shared with another department, authority or organisation? If so, who are the partners and who has overall responsibility?	<p>The statutory Adult Social Care and Public Health functions both sit within the Community and Housing Department. The Public Health team work closely with a range of colleagues across the Council and with health and voluntary and community sector partners to address health inequalities and to promote health and wellbeing.</p>

Stage 2: Collecting evidence/ data

5. What evidence have you considered as part of this assessment?

Provide details of the information you have reviewed to determine the impact your proposal would have on the protected characteristics (equality groups).

The evidence that has been considered as part of this assessment includes:

- The Merton Story, Joint Strategic Needs Assessment
- Public Health Outcomes Framework, Public Health England
- Benchmarked data on public health services
- Service level data from public health commissioned services

Page 15

Stage 3: Assessing impact and analysis

6. From the evidence you have considered, what areas of concern have you identified regarding the potential negative and positive impact on one or more protected characteristics (equality groups)?

Protected characteristic (equality group)	Tick which applies		Tick which applies		Reason Briefly explain what positive or negative impact has been identified
	Positive impact		Potential negative impact		
	Yes	No	Yes	No	
Age	X			X	Reinvesting £330k into Adult Social Care budgets will have a positive impact on the Council's ability to continue meeting its statutory Care Act duties, including to older people and adults with disabilities.
Disability	X			X	
Gender Reassignment		X		X	
Marriage and Civil Partnership		X		X	
Pregnancy and Maternity		X		X	
Race		X		X	
Religion/ belief		X		X	
Sex (Gender)		X		X	
Sexual orientation		X		X	

Socio-economic status		X		X	
------------------------------	--	---	--	---	--

7. If you have identified a negative impact, how do you plan to mitigate it?

No negative impacts are identified at this stage. However, as noted above, once the Public Health Grant is confirmed by central Government and final work to identify the sources of the £330k is progressed, there are any elements of the proposals that could have an adverse impact on residents with protected characteristics further Equalities Impact Assessments will be undertaken on those specific proposals. If it is identified that possible adverse impacts cannot be suitably mitigated alternative savings will be pursued.

Stage 4: Conclusion of the Equality Analysis

8. Which of the following statements best describe the outcome of the EA (Tick one box only)

Please refer to the guidance for carrying out Equality Impact Assessments is available on the intranet for further information about these outcomes and what they mean for your proposal

Page 154

Outcome 1 – The EA has not identified any potential for discrimination or negative impact and all opportunities to promote equality are being addressed. **No changes are required.**

Outcome 2 – The EA has identified adjustments to remove negative impact or to better promote equality. **Actions you propose to take to do this should be included in the Action Plan.**

Outcome 3 – The EA has identified some potential for negative impact or some missed opportunities to promote equality and it may not be possible to mitigate this fully. **If you propose to continue with proposals you must include the justification for this in Section 10 below, and include actions you propose to take to remove negative impact or to better promote equality in the Action Plan. You must ensure that your proposed action is in line with the PSED to have ‘due regard’ and you are advised to seek Legal Advice.**

Outcome 4 – The EA shows actual or potential unlawful discrimination. **Stop and rethink your proposals.**

Stage 5: Improvement Action Pan

9. Equality Analysis Improvement Action Plan template – Making adjustments for negative impact

This action plan should be completed after the analysis and should outline action(s) to be taken to mitigate the potential negative impact identified (expanding on information provided in Section 7 above).

Negative impact/ gap in information identified in the Equality Analysis	Action required to mitigate	How will you know this is achieved? e.g. performance measure/ target)	By when	Existing or additional resources?	Lead Officer	Action added to divisional/ team plan?

Note that the full impact of the decision may only be known after the proposals have been implemented; therefore it is important the effective monitoring is in place to assess the impact.

Stage 6: Reporting outcomes

Page 156

10. Summary of the equality analysis

This section can also be used in your decision making reports (CMT/Cabinet/etc) but you must also attach the assessment to the report, or provide a hyperlink

This Equality Analysis has resulted in an Outcome **1** Assessment

In summary, the proposed saving is intended to be achieved without detriment to health and wellbeing outcomes for residents and will have a positive impact on residents in receipt of Adult Social Care services who have protected characteristics. Although no negative impacts have been identified at this stage provision has been made to mitigate any such impacts which emerge at a later stage in finalising the proposal.

Stage 7: Sign off by Director/ Head of Service

Assessment completed by	Barry Causer, PH Lead for COVID-19 Resilience Julia Groom, Consultant in Public Health	Signature:	Date: 17/01/2023
Improvement action plan signed off by Director/ Head of Service	Dr Dagmar Zeuner, Director of Public Health	Signature:	Date: 17/01/2023

Appendix One – Re-profiling of the Public Health grant to contribute to Civic Pride Fund (CH113) example projects.

Theme 2: Services that grow strengths and capabilities.			
The services that provide good quality information, support and non-accredited advice, accredited advice and casework and specialist and/or legal representation where necessary.			
Organisation	Description	Funding agreed over 3 years	Funding agreed per annum
Wimbledon Guild	Provide a preventative, strengths-based Wellbeing Support service, offering a holistic assessment and 1:1 support for vulnerable, isolated older people with limited connections in the community.	£148,293.00	£49,431.00
Age UK Merton	Proposal to put in place an integrated Community Support Service (CSS), bringing together established Information and Advice and Living Well services, to further grow strengths and capabilities for older clients in Merton.	£107,678.31 (partial contribution to overall grant of £530,581.20)	£35,892.77 (partial contribution to overall grant of £176,860.40)
Total investment by Public Health for Theme 2		£255,971.31	£85,323.77

Theme Three: Active, supportive communities			
The services that co-design support and solutions with people and communities to help grow their relationships and connections and increase their level of activity.			
Organisation	Description	Funding agreed over 3 years	Funding agreed per annum
Merton Mencap	My Life My Community Saturday Hub for adults with a learning disability and/or Autism	£68,520.00	£22,840.00
Attic Theatre	To provide two weekly singing groups and in addition a dance and movement workshop for people with Dementia and their carers.	£38,514.00	£12,838.00
Commonside	To provide a drop-in community café, a range of activities for older and vulnerable residents in Pollards Hill and a hot two-	£142,574.01	£47,524.67

	course meal Monday to Friday.		
Friends in St Helier	To provide a range of activities, outreach support and outings for older people to socialise, join in with activities and eat a hot meal together.	£150,410.01	£50,136.67
Merton and Morden Guild	To provide 16 (growing to 20) preventative activities per week for older people in Merton.	£122,102.49	£40,700.83
Merton Community Transport	To provide an excursion club (two trips per month) supporting members of the community struggling with loneliness and isolation to places of interest.	£43,966.23	£14,655.41
Merton Vision	A range of support and activities based at the Merton Vision community centre, including volunteer support, preventative activities, building travel confidence, communication support, low vision and lighting advice and social interaction.	£154,351.08	£51,450.36
NEMCA (North East Mitcham Community Association)	A range of support and activities based at the Merton Vision community centre, including volunteer support, preventative activities, building travel confidence, communication support, low vision and lighting advice and social interaction.	£13,590.87	£4,530.29
Total investment by Public Health for Theme 3		£734,028.69	£244,676.23
Total investment by Public Health		£990,000	£330,000

This page is intentionally left blank